

# visual stories in AUDITS

SUMMERSCHOOL IN PUBLIC AUDITING AND  
ACCOUNTABILITY

Linda Meijer-Wassenaar




# Are you more oriented on **text** or on **visuals** in your audit work?

---

**VISUAL**

**TEXT**



# Are you more oriented on **text** or on **visuals** in your audit work?

**WE DID IT!**

**VISUAL**

**TEXT**



# Are you more oriented on **text** or on **visuals** in your audit work?

---

- People have different information preferences between visual and text



# Are you more oriented on **text** or on **visuals** in your audit work?

---

- People have different information preferences between visual and text
- The line between visual and text is very thin: it starts with the paragraph  
Design is about shaping, chunking, coding, and eventually illustrating





# Are you more oriented on **text** or on **visuals** in your audit work?

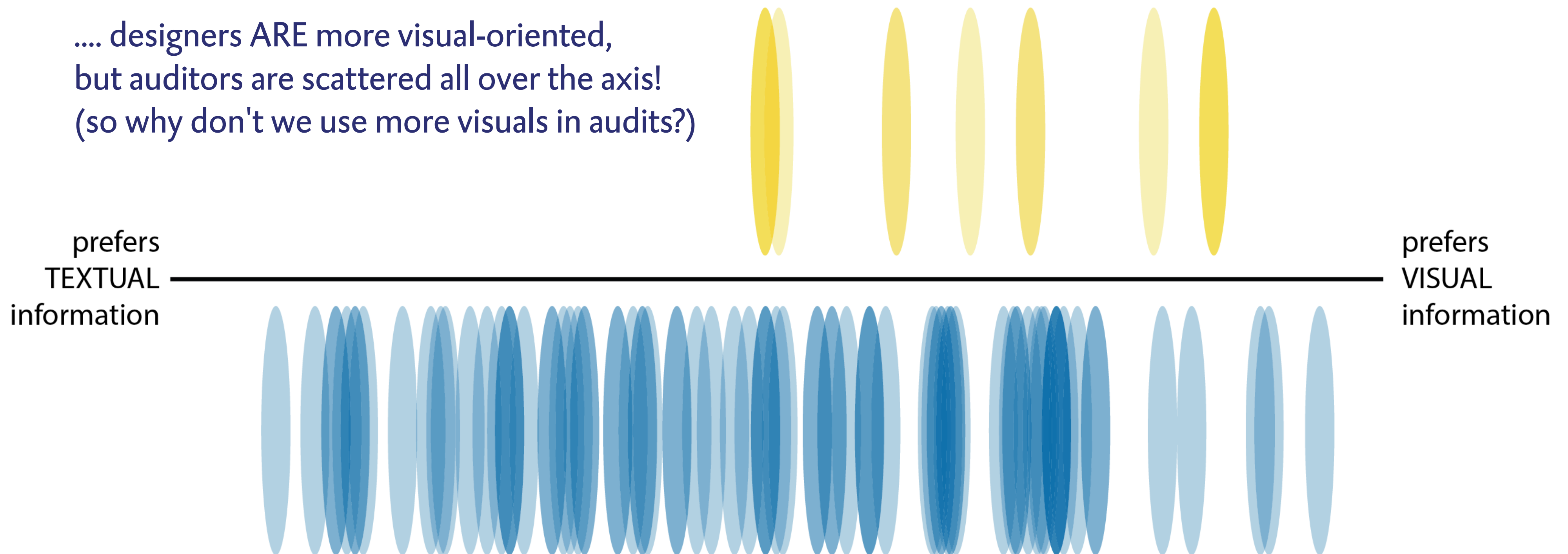
---

- People have different information preferences between visual and text
- The line between visual and text is very thin: it starts with the paragraph  
Design is about shaping, chunking, coding, and eventually illustrating
- (Text are visual symbols/codes as well; why do we only use text?)



# My assumption: **designers** are more visual-oriented, **auditors** like text

... designers ARE more visual-oriented,  
but auditors are scattered all over the axis!  
(so why don't we use more visuals in audits?)



# I am an auditor and ...

---





# I am an auditor and ...

---

- ...I want to understand the audit topic



# I am an auditor and ...

---

- ...I want to understand the audit topic
- ...I want to find the truth



# I am an auditor and ...

---

- ...I want to understand the audit topic
- ...I want to find the truth
- ...I want to improve public administration and public accountability



# I am an auditor and ...

---

- ...I want to understand the audit topic
- ...I want to find the truth
- ...I want to improve public administration and public accountability
- ...I want to share the story I discovered



# I am an auditor and ...

---

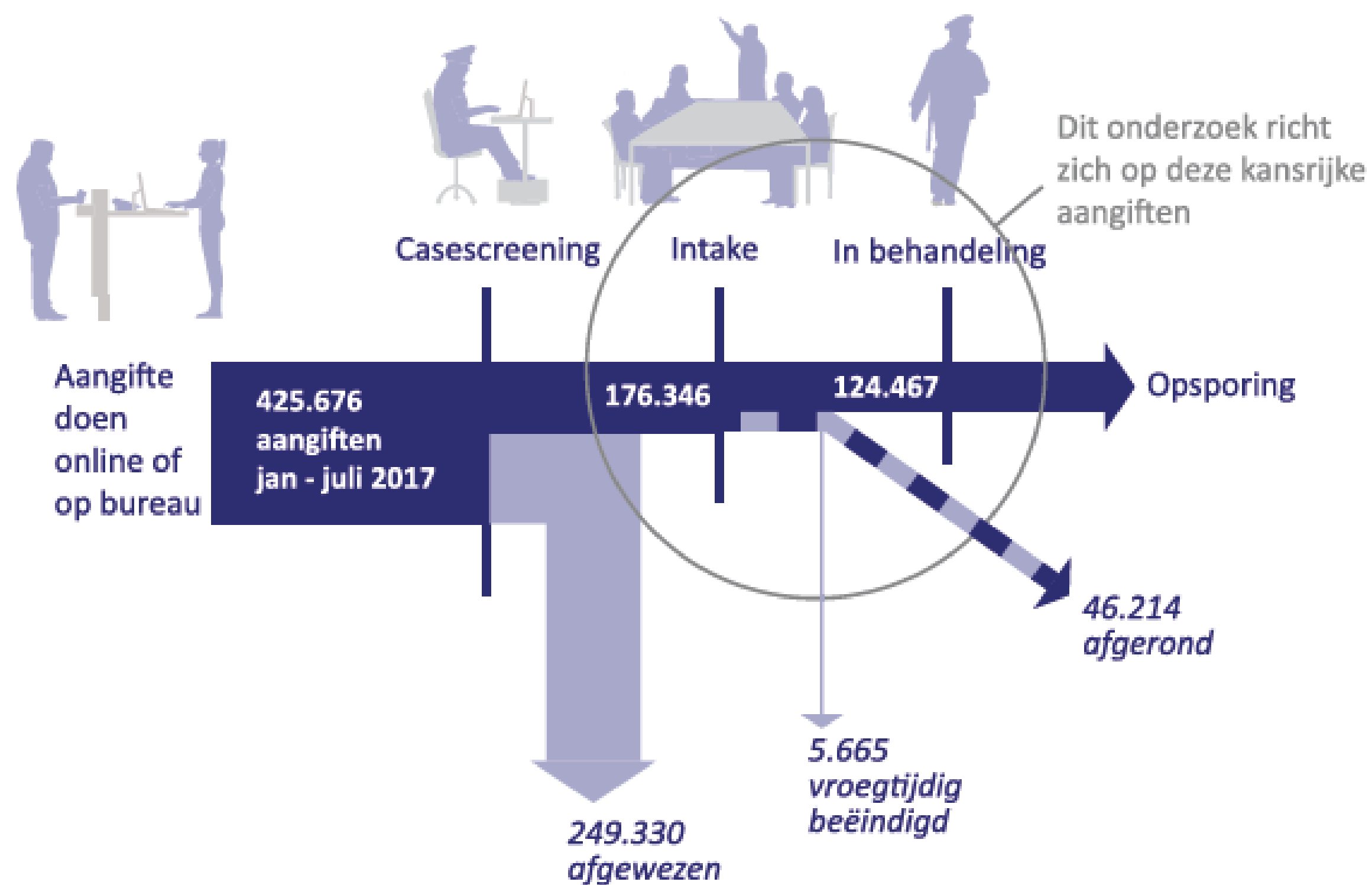
- ...I want to understand the audit topic
- ...I want to find the truth
- ...I want to improve public administration and public accountability
- ...I want to share the story I discovered

**... and I prefer visual information!**



# I am an auditor and I design

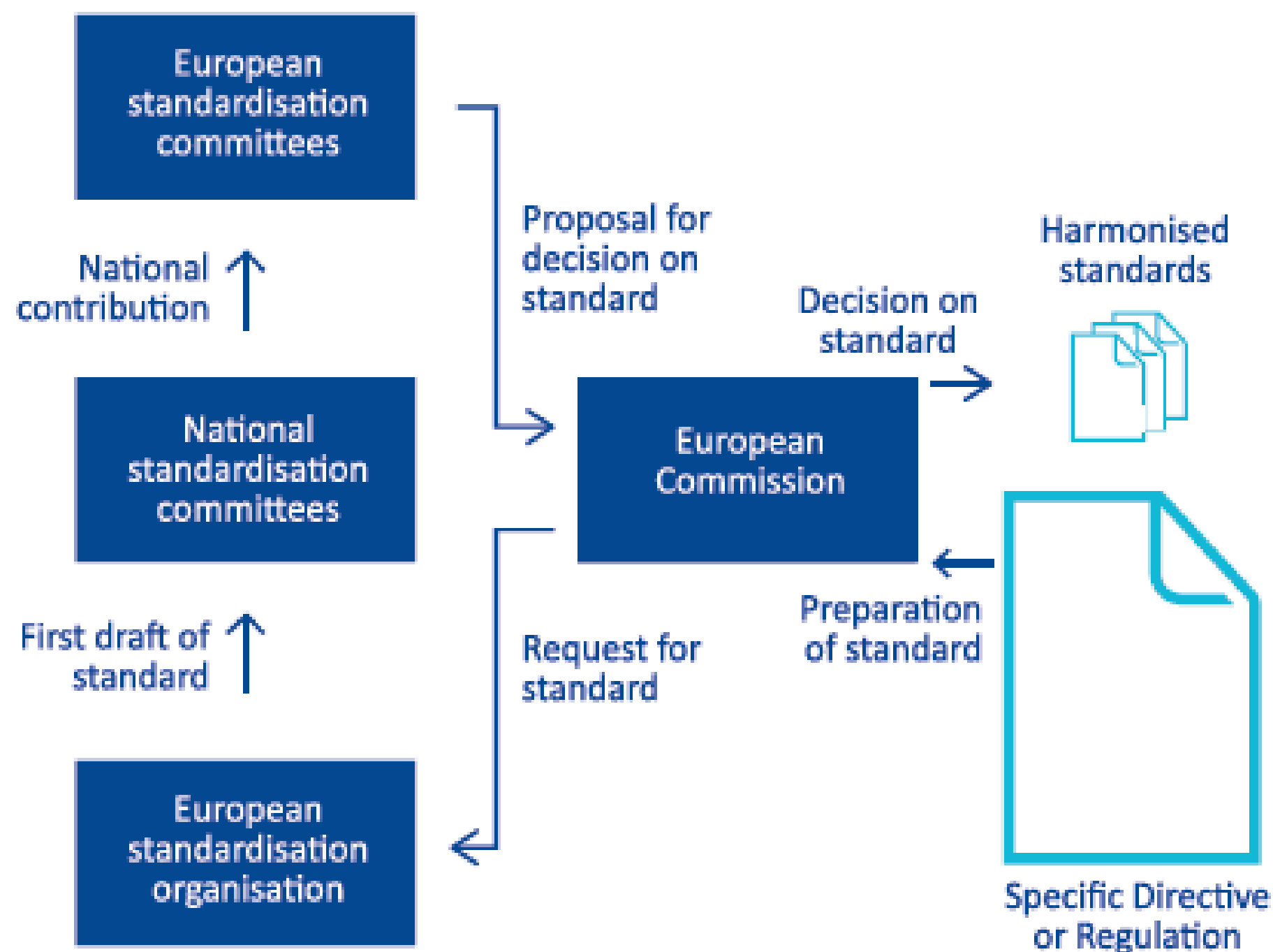
Lang niet alle aangiften van burgers worden door de politie in behandeling genomen






# I am an auditor and I design

The European Commission leaves the details to the involved parties (through their membership of standardisation organisations)



# I am an auditor and I design



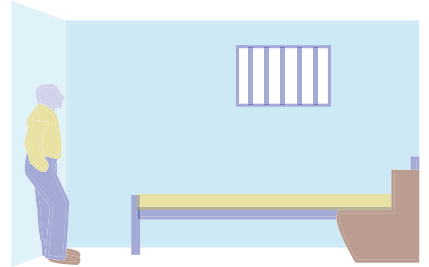
## Police cell

### Stage 1 - Detention before hearing

Max. duration:



9 hours



### Stage 2 - Police custody

Max. duration:

|||

3 days




### Stage 3 - Prolongation

Max. duration:

|||

3 days



police  
custo-  
dy

## Prison

### Stage 4 - Remand

Max. duration:

|||||

14 days



### Stage 5 - Imprisonment

Max. duration:

|||||

90 days



### Fase 6 - Prolongation

Max. duration:

|||||

90 days (every time)



pre-trial



provisional  
detention



# How can we use visual and information design at the NCA?

Discover and tell  
visual stories  
in audits

Using visual design &  
information design  
at the Netherlands  
Court of Audit

by Linda Meijer-Wassenaar MSc





# How can we use visual and information design at the NCA?

---

## Discover and tell visual stories in audits

Using visual design &  
information design  
at the Netherlands  
Court of Audit

by Linda Meijer-Wassenaar MSc



# How can we use visual and information design at the NCA?

---

Discover and tell  
visual stories  
in audits

Using visual design &  
information design  
at the Netherlands  
Court of Audit

by Linda Meijer-Wassenaar MSc

- designers understand through making



# How can we use visual and information design at the NCA?

---

Discover and tell  
visual stories  
in audits

Using visual design &  
information design  
at the Netherlands  
Court of Audit

by Linda Meijer-Wassenaar MSc

- designers understand through making
- designers want to solve a problem





# How can we use visual and information design at the NCA?

---

## Discover and tell visual stories in audits

Using visual design &  
information design  
at the Netherlands  
Court of Audit

by Linda Meijer-Wassenaar MSc

- designers understand through making
- designers want to solve a problem
- designers want to engage people



# How can we use visual and information design at the NCA?

## Discover and tell visual stories in audits

Using visual design &  
information design  
at the Netherlands  
Court of Audit

by Linda Meijer-Wassenaar MSc

- designers understand through making
- designers want to solve a problem
- designers want to engage people
- designers want to give meaning



# How can we use visual and information design at the NCA?

## Discover and tell visual stories in audits

Using visual design &  
information design  
at the Netherlands  
Court of Audit

by Linda Meijer-Wassenaar MSc

- designers understand through making
- designers want to solve a problem
- designers want to engage people
- designers want to give meaning

they work human-centered




## Human-centered design versus content-centered design

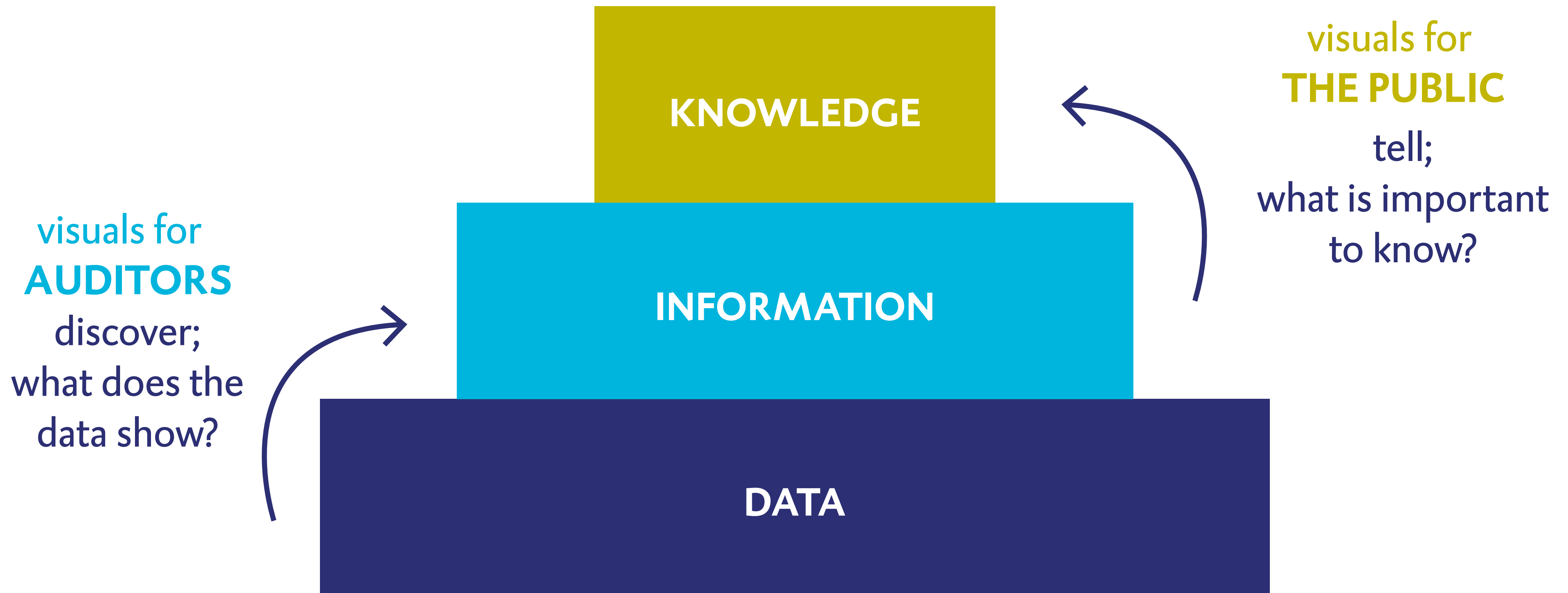
Does the audit  
report make  
*you proud,*

or

Does the  
report work?



# What humans do we put in the centre?

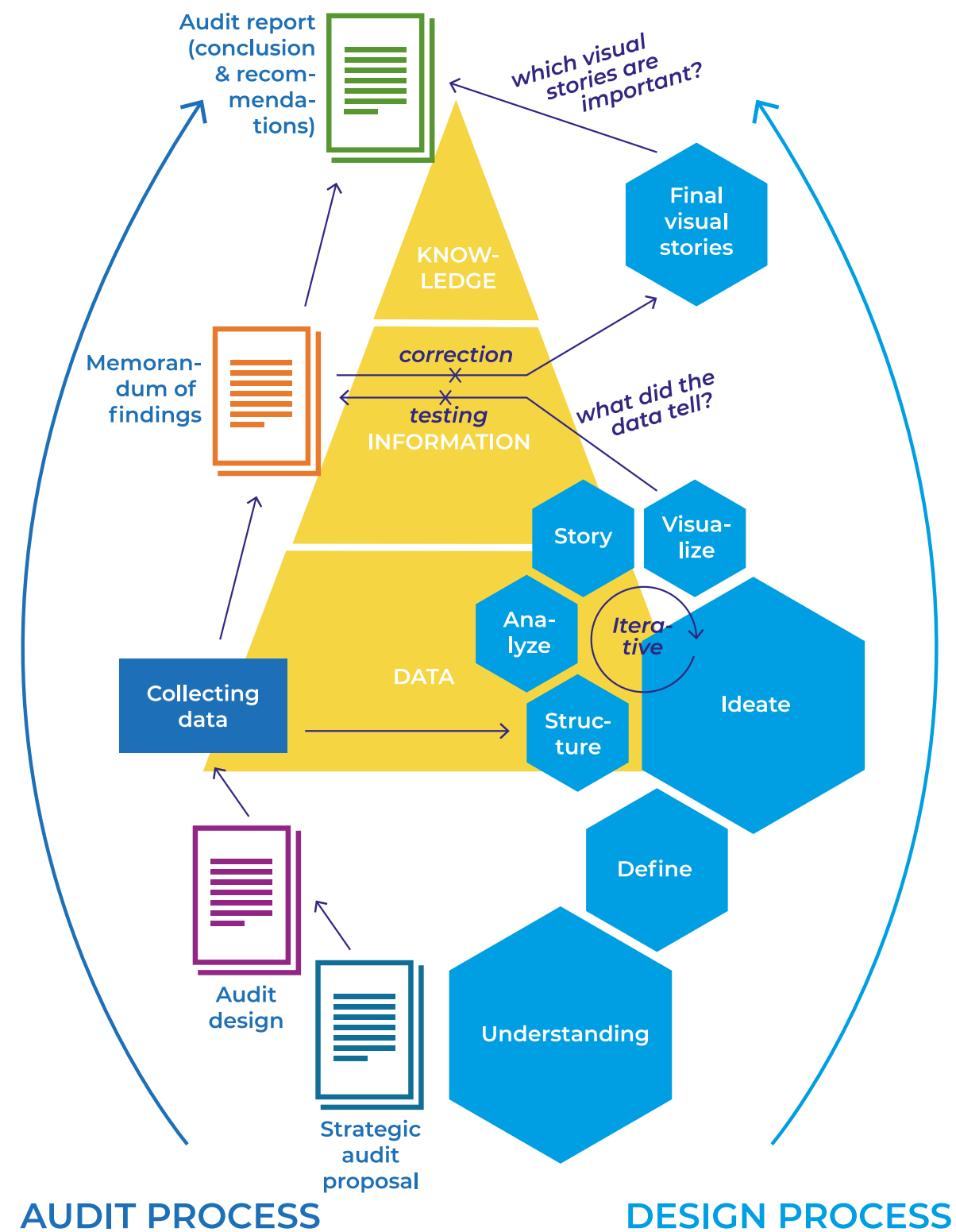


# How can we use visual and information design at the NCA?

## Discover and tell visual stories in audits

Using visual design & information design at the Netherlands Court of Audit

by Linda Meijer-Wassenaar MSc

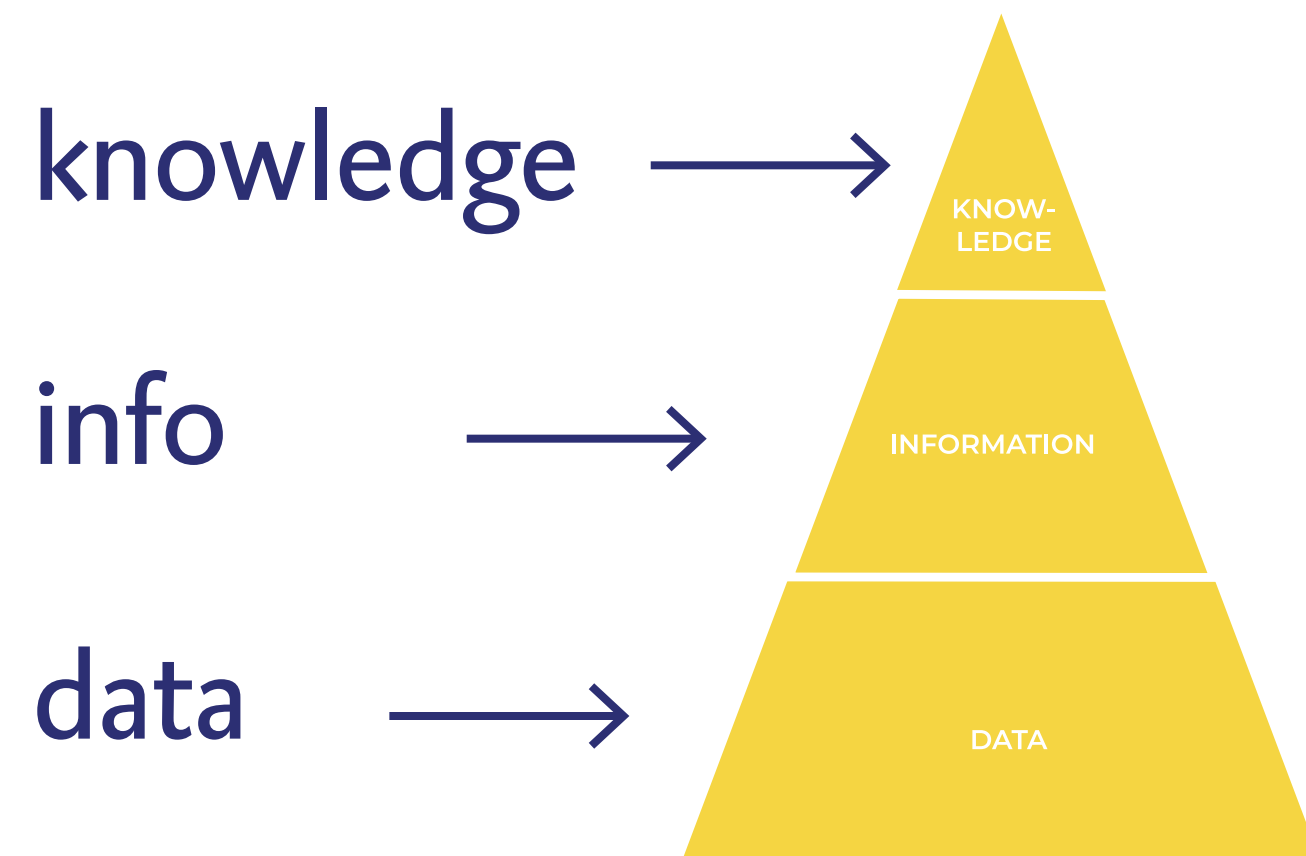


Entwine audit  
& design process

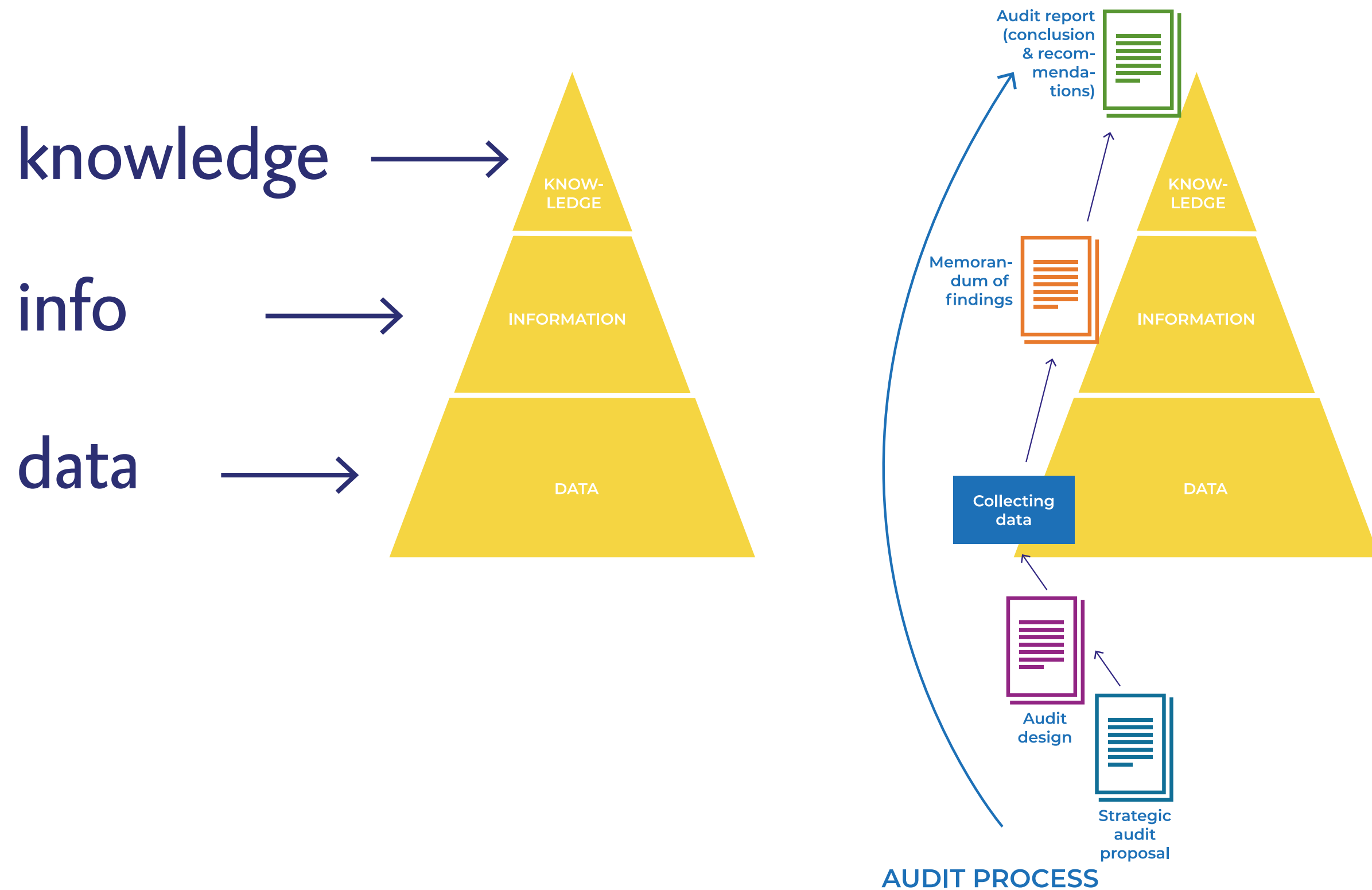


# How can we use visual and information design at the NCA?

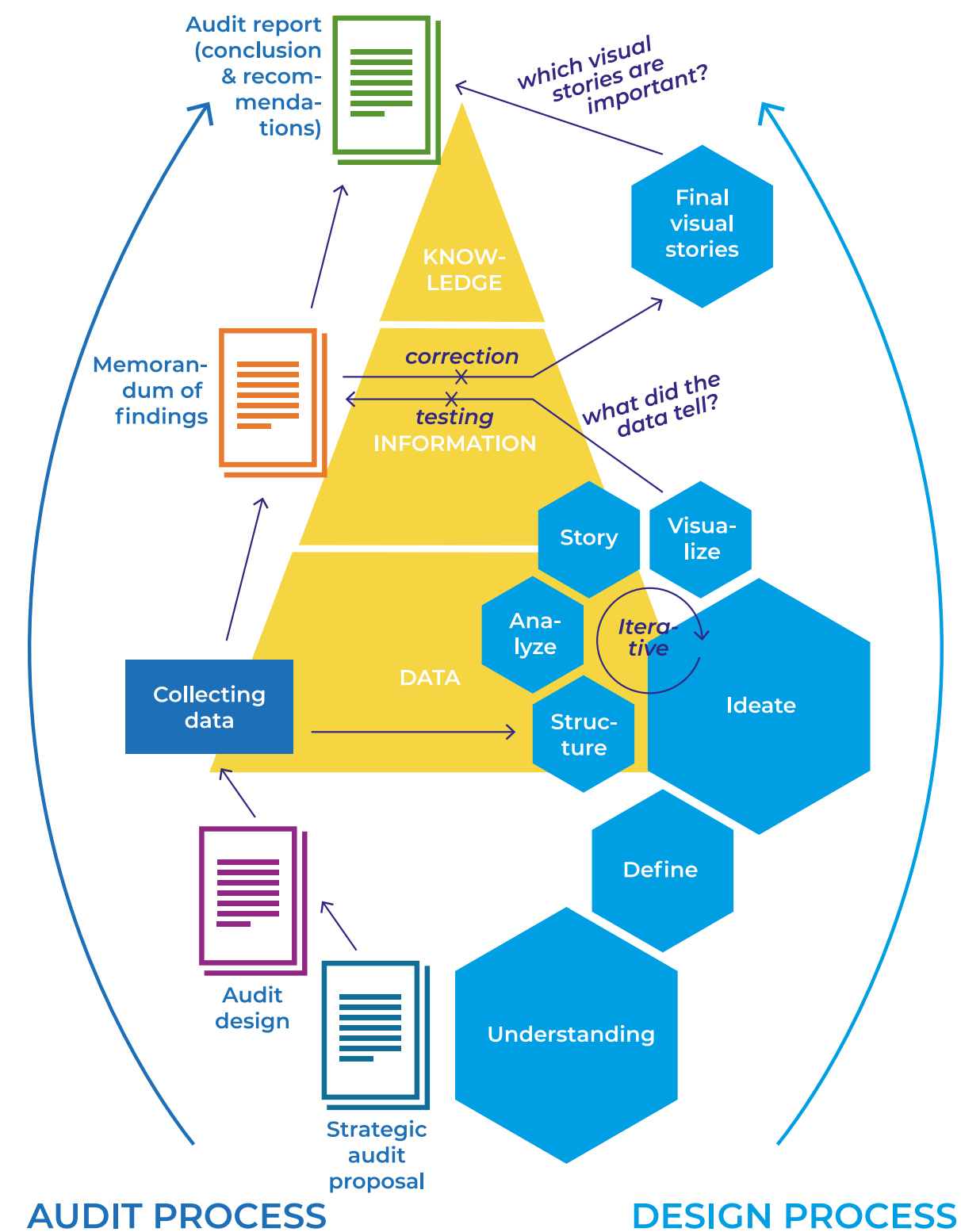
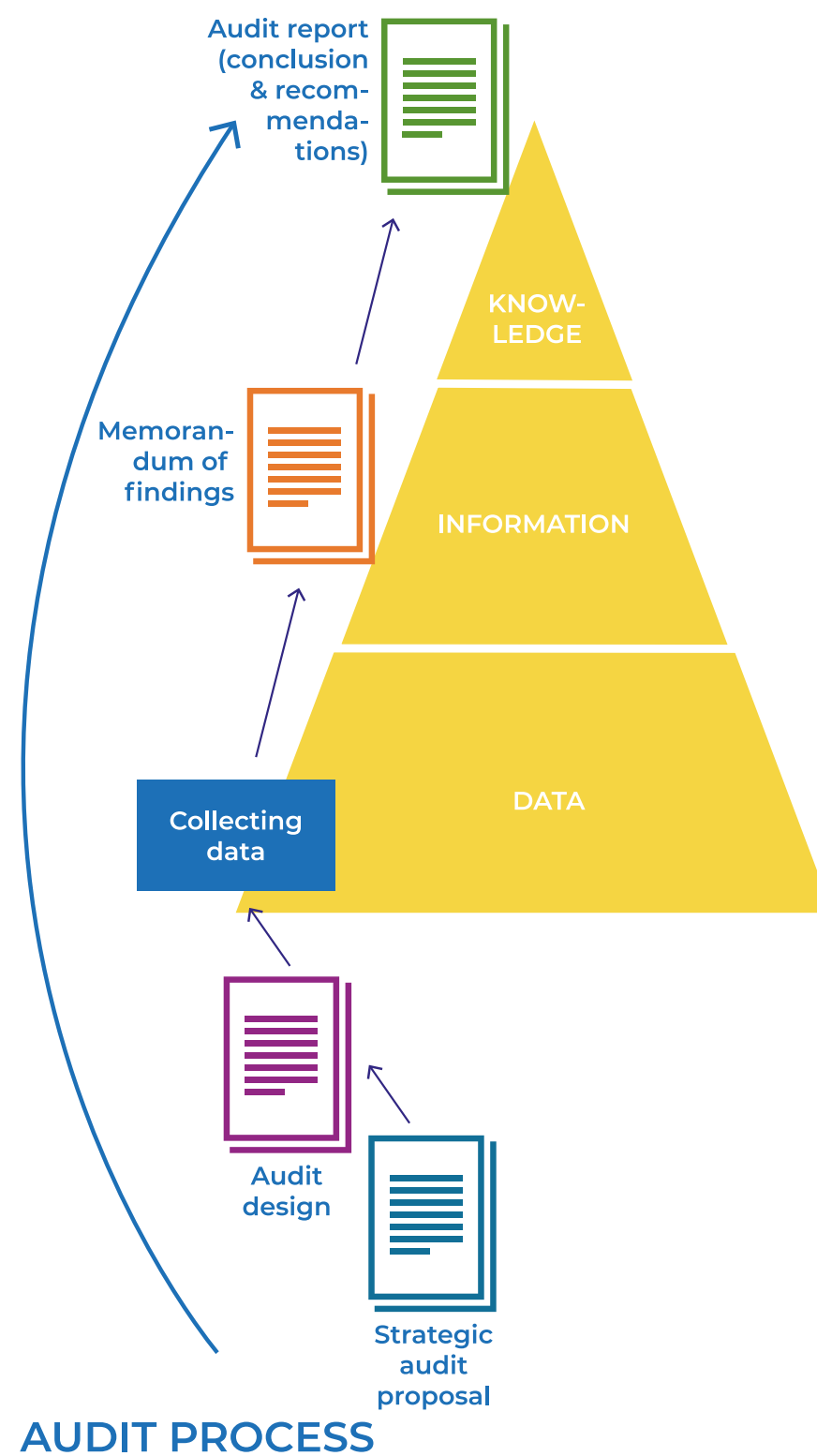
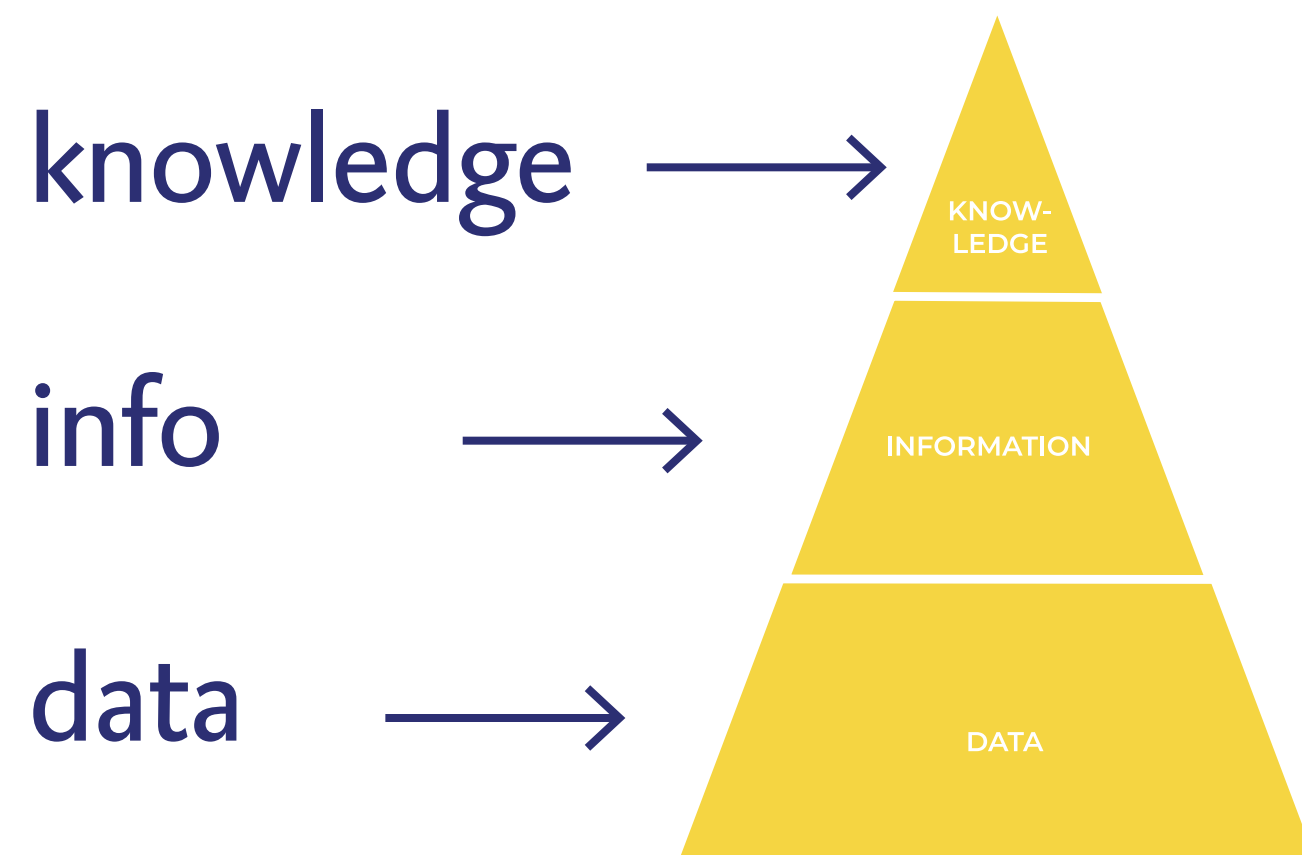
---




# How can we use visual and information design at the NCA?



# How can we use visual and information design at the NCA?



# INTERMEZZO I



Do you create visual stories?  
And if NOT,  
what is holding you back?  
And if SO,  
what helped you?



# Let's tell ánd show

## Cases at the Netherlands Court of Audit



# Let's tell ánd show

Cases at the Netherlands Court of Audit

- Revolving Funds (2019)
- Social Domain (2018)
- Long-term Care (2018)
- CE marking (2017)





# Revolving Funds (2019)

---

**Context:** this new financial instrument was popular to use among Dutch governments, yet little was known or regulated

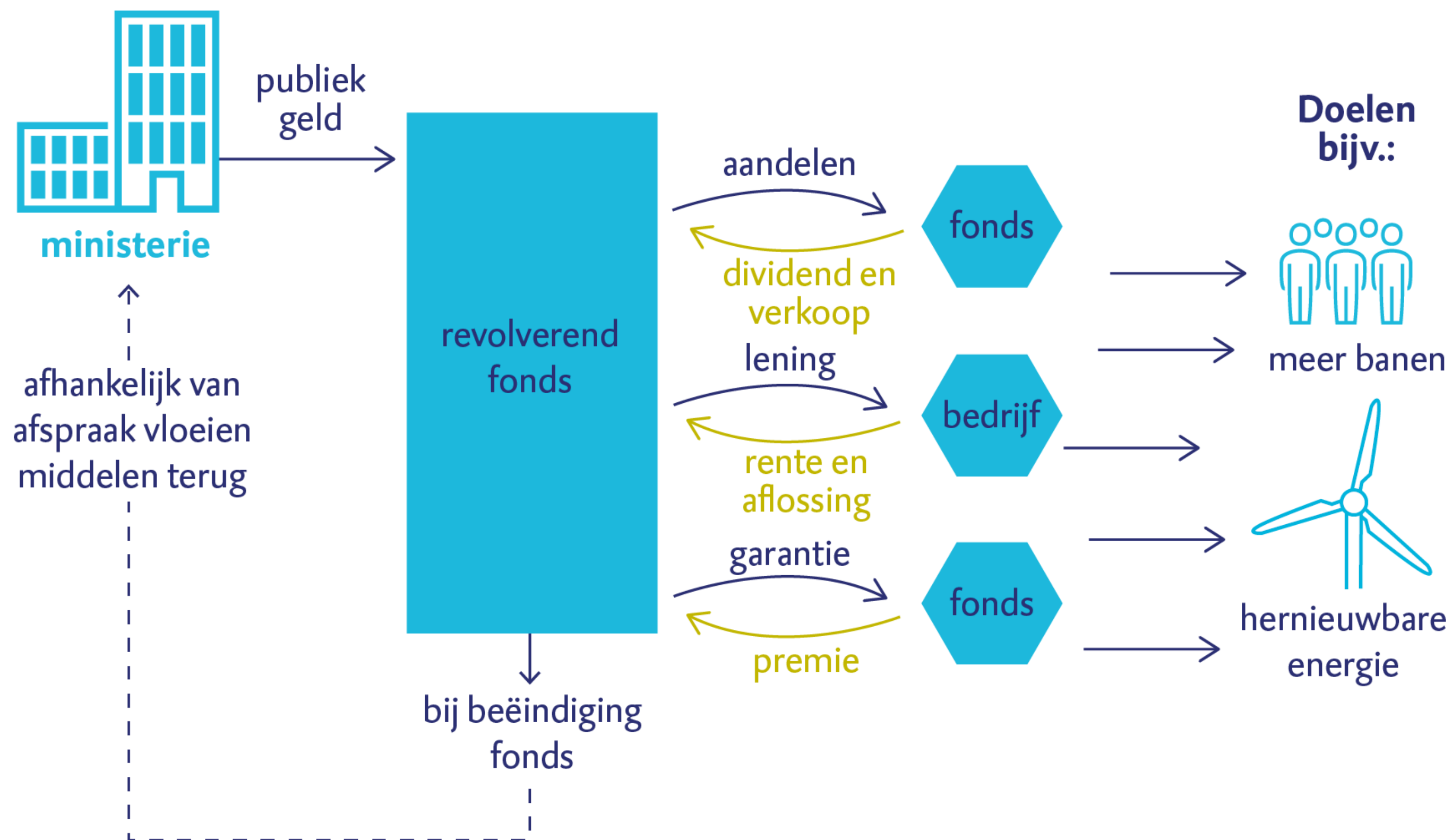
**Goal:** push the topic in order to get more grip on the topic

**Main user:** Ministry of Finance

**Visual form:** report with small tales (24 factsheets) and big pictures



# Revolving Funds (2019)



# Revolving Funds (2019)

---

**Context:** this new financial instrument was popular to use among Dutch governments, yet little was known or regulated

**Goal:** push the topic in order to get more grip on the topic

**Main user:** Ministry of Finance

**Visual form:** report with small tales (24 factsheets) and big pictures



# Revolving Funds (2019)

## MASSIF

- Oprichtingsjaar 2006
- Geplande einddatum 2026
- Begunstigden Bedrijven (Micro en mkb)
- Doel Het bieden van toegang tot financiële diensten voor mkb en micro-ondernemers in lage-inkomenslanden en landen met opkomende markten, via investeringen in financiële intermediairs.
- Financiering vanuit minister voor BHOS
- Begrotingshoofdstuk 17, -artikel 1
- Sector Stimuleren bedrijfsleven en ondernemerschap

Een revolverend fonds is een financieel beleidsinstrument. Het heeft als doel een maatschappelijke meerwaarde te bewerkstelligen die zonder dit instrument zou uitblijven. Het fonds wordt deels of helemaal gevoed met rijksmiddelen, zoals subsidies, leningen en overige middelen, die ten minste één maal worden uitgezet. Uitgangspunt is dat in elk geval een deel van de middelen terugvloeit in het fonds, zodat ze opnieuw kunnen worden ingezet.

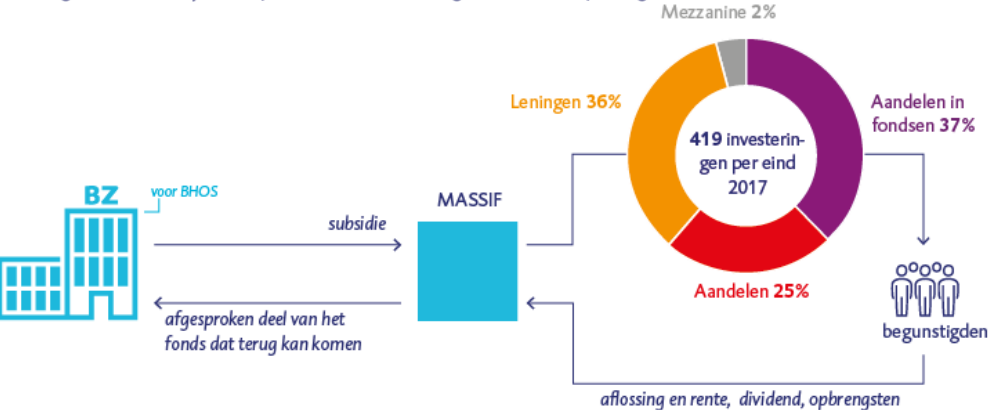
**Toelichting MASSIF**  
MASSIF is bedoeld voor middelgrote-, kleine en micro-ondernemingen in ontwikkelingslanden die moeilijk toegang hebben tot financiering. De focus is op vrouwelijke en jonge ondernemers, landbouw en rurale gebieden, en innovatie.

**Reden voor oprichting revolverend fonds**  
Onvoldoende financiering beschikbaar voor micro- en mkb-ondernemers in ontwikkelingslanden en opkomende markten.

[www.fmo.nl/partner-with-us/massif](http://www.fmo.nl/partner-with-us/massif)

### 1. Hoe zit het fonds in elkaar?

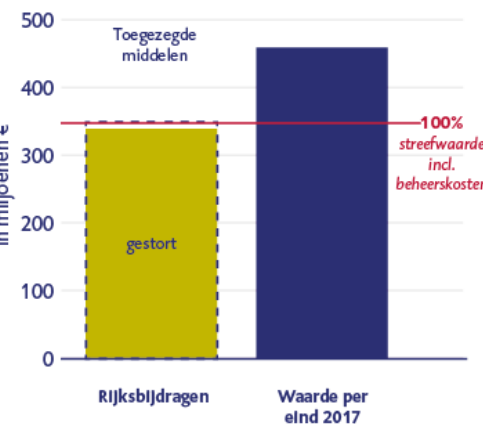
Minister voor BHOS geeft een subsidie aan MASSIF. MASSIF zoekt investeringsfondsen om in te investeren. MASSIF investeert via aandelen, aandelen in fondsen, leningen en mezzanines. De begunstigden betalen MASSIF dividend, aflossing en rente en bij verkoop van aandelen ontvangt MASSIF de opbrengst daarvan.



Deze factsheet dient gelezen te worden met de bijsluiter bij rapport 'Zicht op revolverende fondsen van het Rijk'.

### 2. Hoe revolveert de rijksbijdrage van het fonds?

De minister streeft per fonds een percentage na voor revolverendheid. Dit is inclusief of exclusief beheerskosten. Hieronder de stand van zaken: als de gerealiseerde waarde van het fonds eind 2017 hoger of lager is dan de gestorte rijksbijdragen, komt dit omdat investeringen van het fonds op winst of op verlies staan.



### 3. Hoe vaak zet het fonds de middelen in?

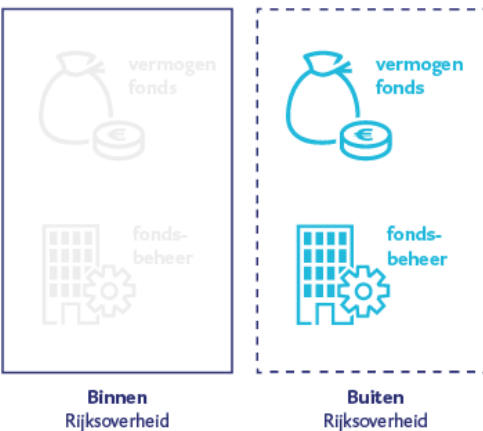
Kenmerk van een revolverend fonds is dat een euro meerdere keren kan worden ingezet. Eind 2017 is elke gestorte euro van MASSIF 2,9 keer ingezet. Looptijd leningen is 3-15 jaar.



### 4. Wat is de positie van het fonds tot het Rijk?

Hier laten we zien of het vermogen van het fonds en het fondsbeheer binnen of buiten het Rijk zijn geplaatst. Die plaatsing buiten de rijksoverheid heeft namelijk gevolgen voor wat het parlement te zeggen heeft over het fonds.

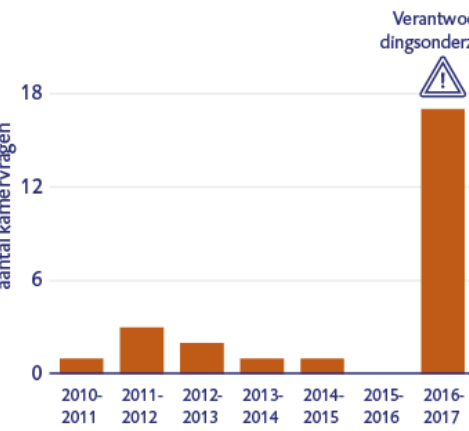
Voor MASSIF geldt:



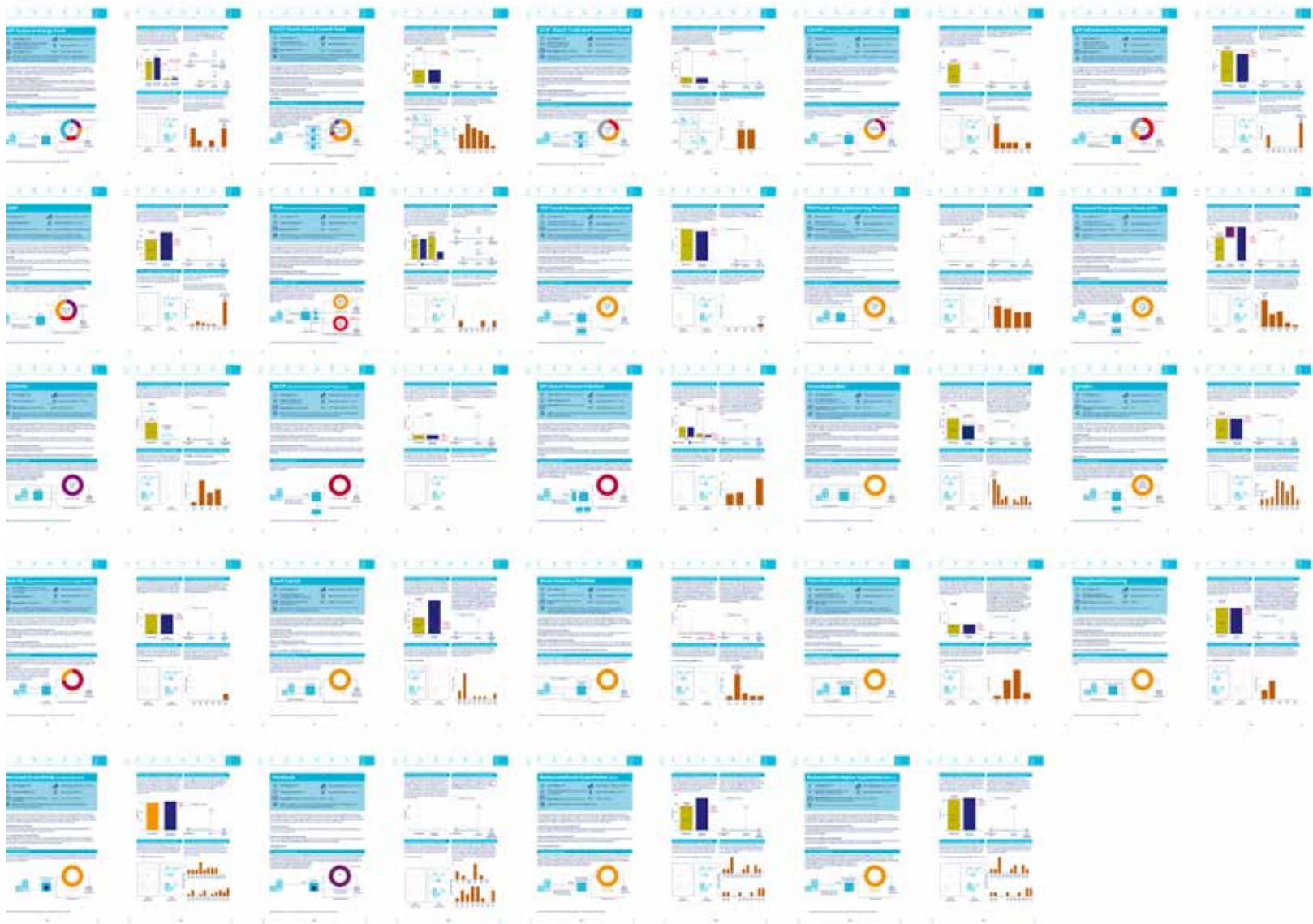
### 5. Hoe vaak vraagt de Tweede Kamer naar het fonds?

Minister voor BHOS rapporteert resultaten MASSIF in jaarlijkse rapportages. Evaluatie in 2010 en 2015. Verlen- ging in 2016 (van 10 jaar).

Geen Kamervragen in het oprichtingsjaar van het fonds. De piek in Vergaderjaar 2016-17 komt door het Verantwoor- dingsonderzoek 2016 van de Algemene Rekenkamer.



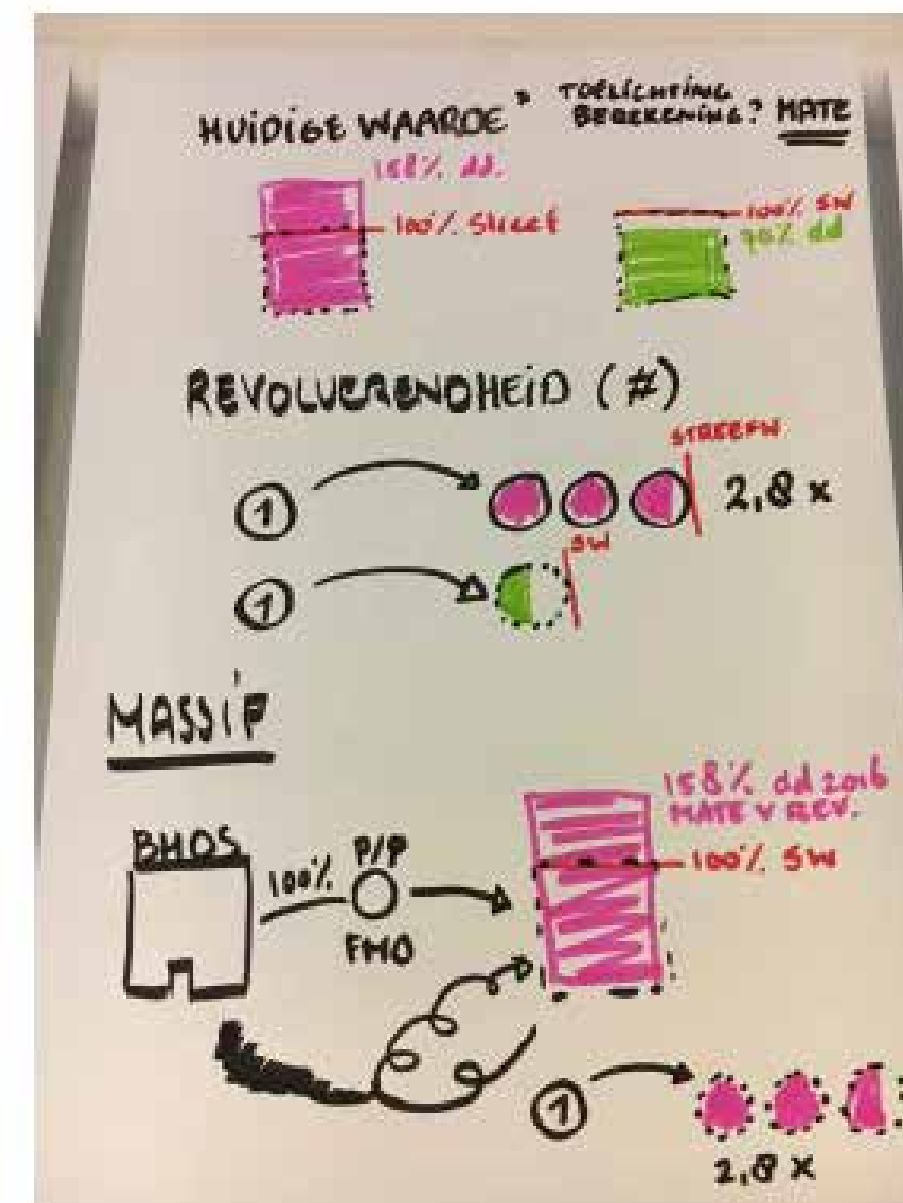
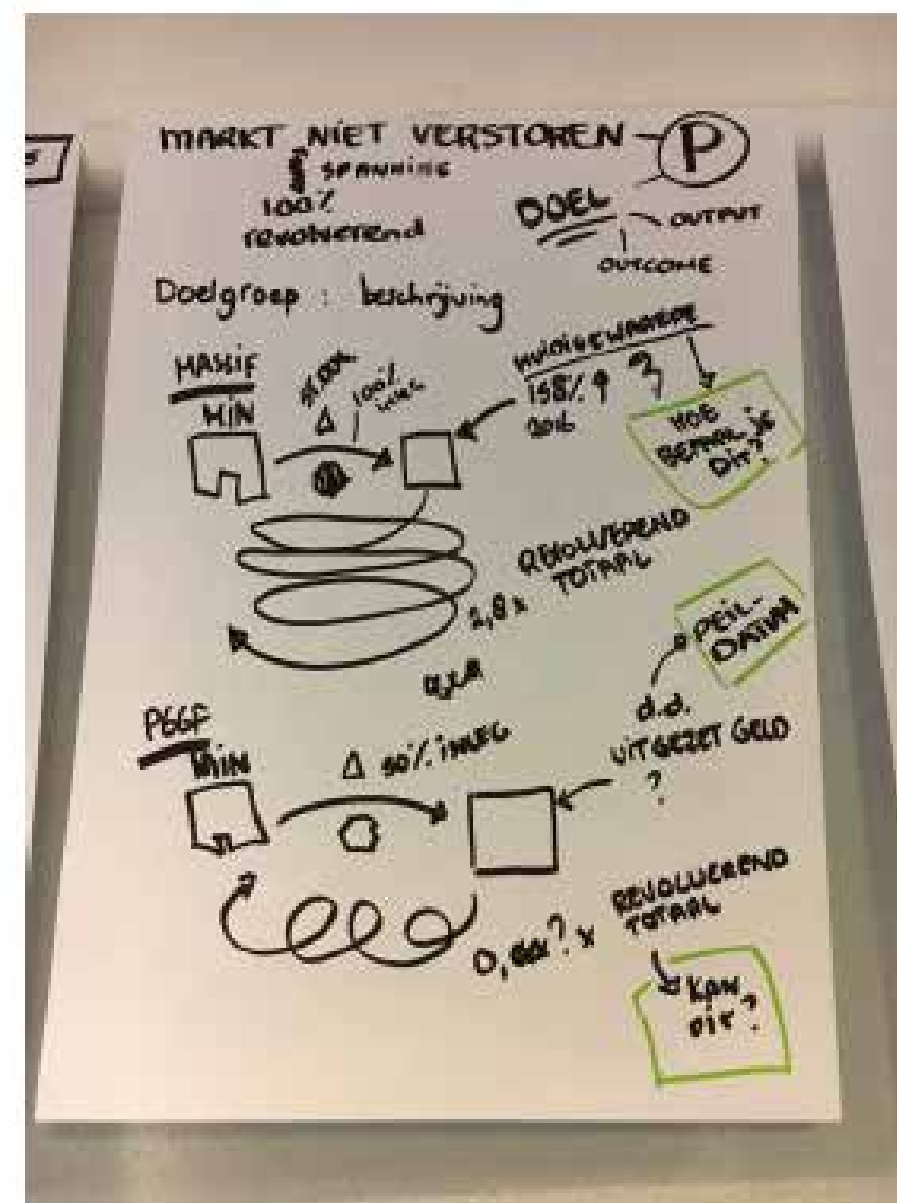
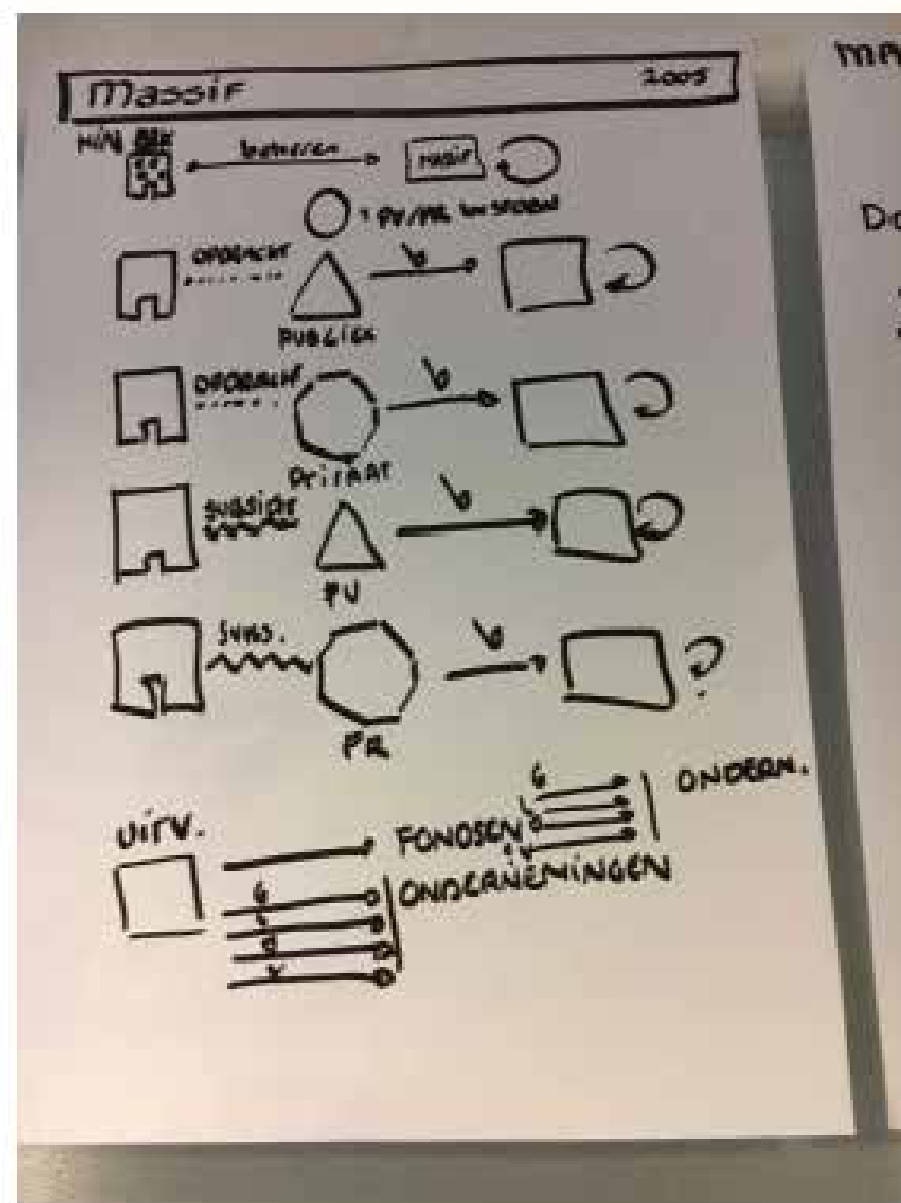
## 'Small tales'





# Revolving Funds (2019)

## Information & visual design



# Revolving Funds (2019)




## Prototyping: does it work?





## Revolving Funds (2019)

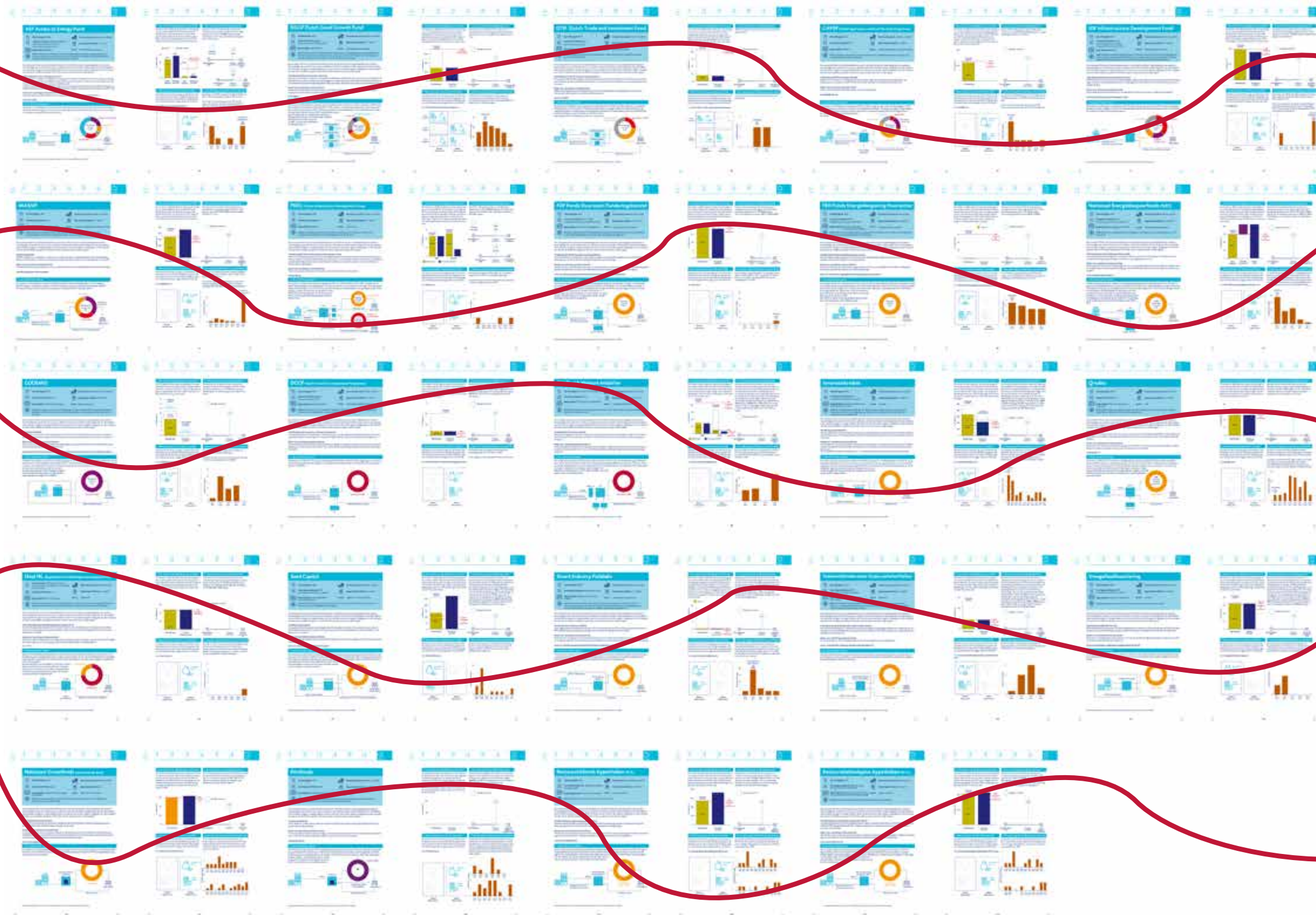
## ***‘Small tales’***





# Revolving Funds (2019)

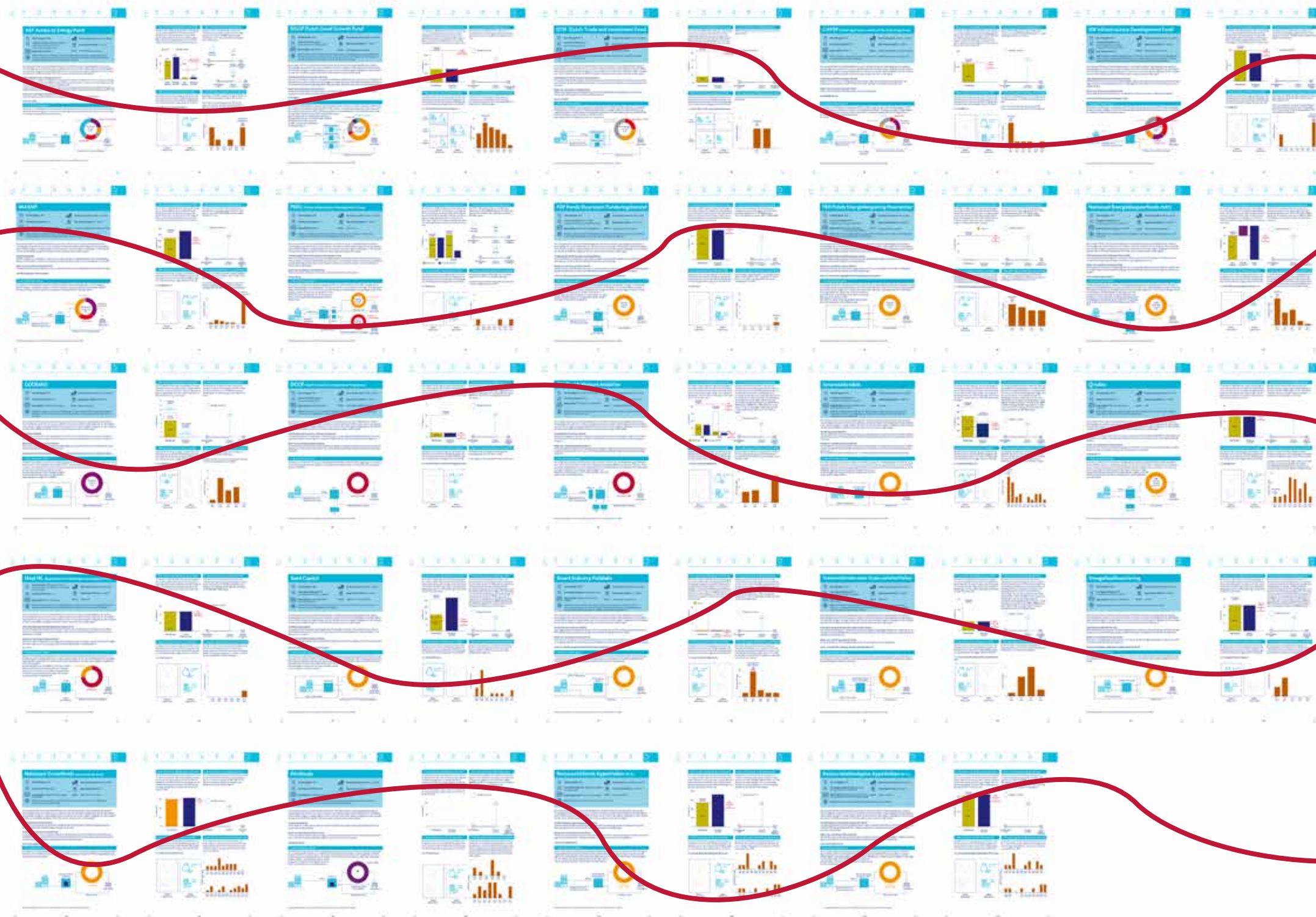
*‘Small tales’*



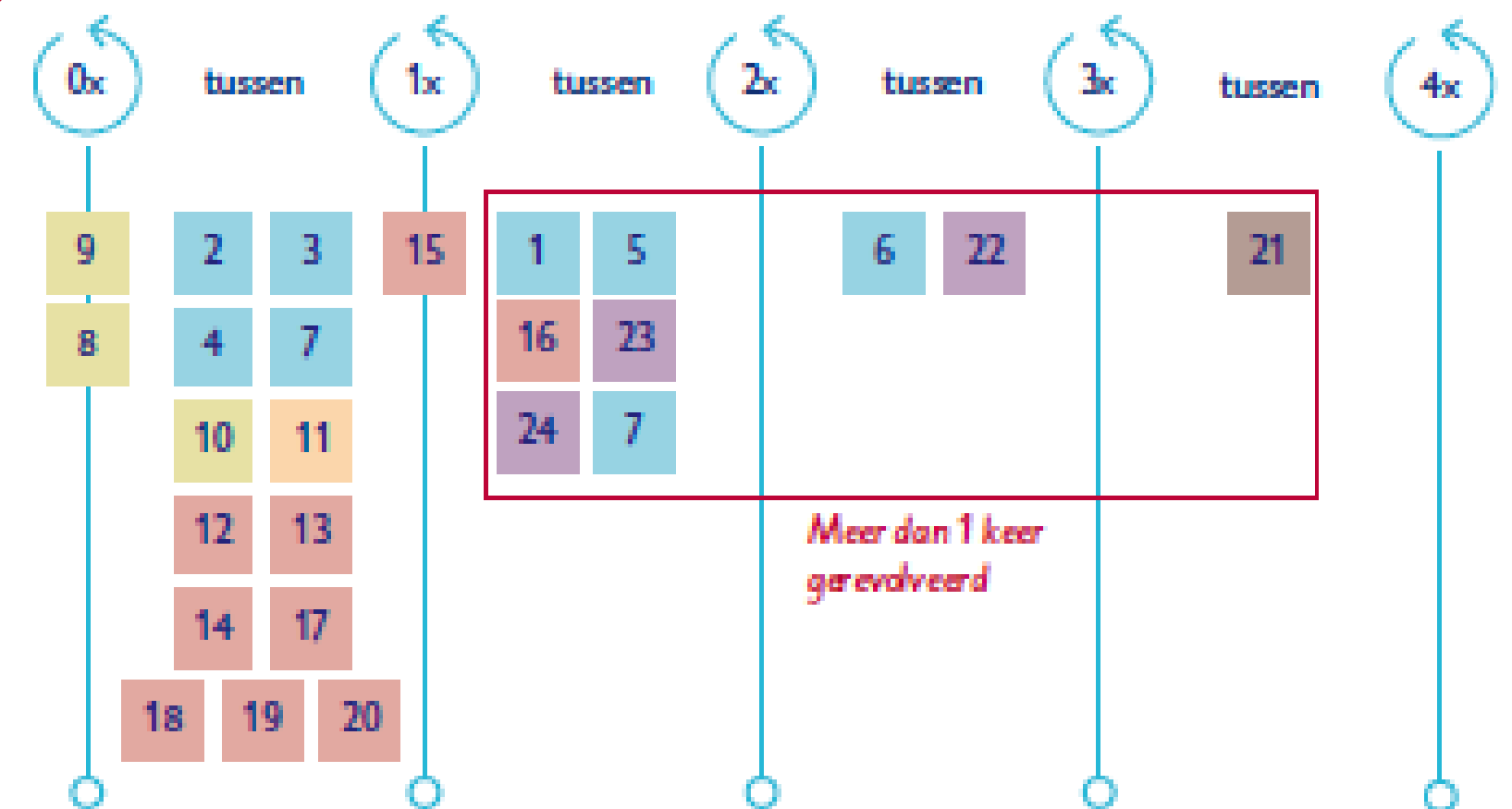


# Revolving Funds (2019)

*'Small tales'*



**11 big stories:**  
*e.g. how many times does  
a fund revolve?*





# Revolving Funds (2019)



## Designing the working conference: a postcard



# Social Domain information provision (2018)

---

**Context:** Minister & Parliament requested NCA to find out what information MPs should have based on law and how the information provision about the Social Domain can be improved.

**Goal:** give advice on both questions

**Main user:** MPs and their staff

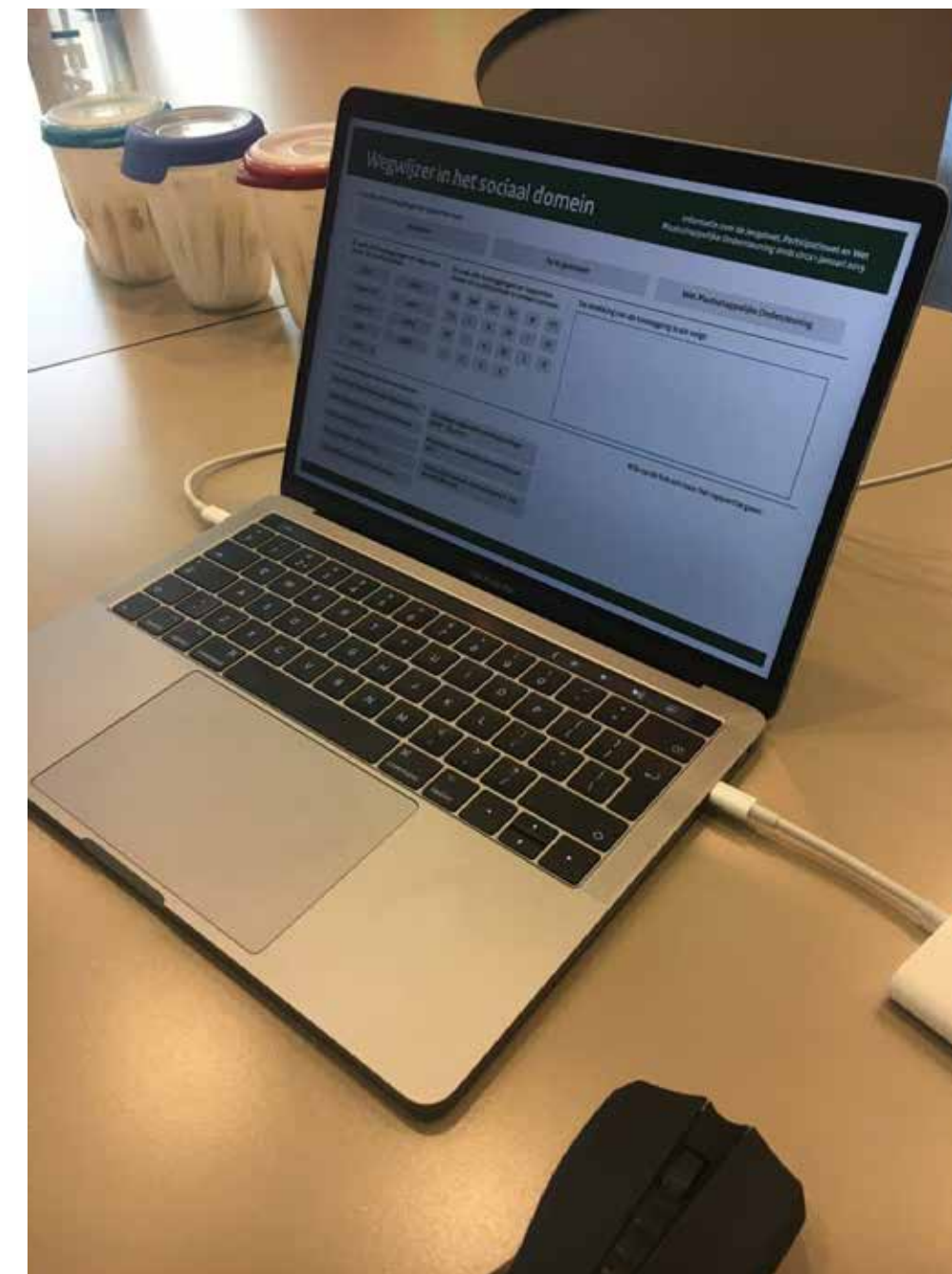

**Visual form:** next to a report we build a tool called 'signpost'





# Social Domain information provision (2018)

## Usertesting the prototype





# Social Domain information provision (2018)

Klikken om te activeren...

Wegwijzer sociaal domein

Informatie over de Jeugdwet, Participatiewet en Wet Maatschappelijke Ondersteuning sinds circa 1 januari 2015 tot circa juli 2018

Ik zoek alle informatie van de Tweede Kamer over:

Jeugdwet

Participatiewet

Wet Maatschappelijke Ondersteuning

Klik op het desbetreffende document om meer informatie te krijgen. Rechts verschijnt de informatie op het moment dat op één van de blokken onder de tijdlijn wordt geklikt.

Die informatie omvat:

- Toelichting op het document
- Dossiernummer/ondernummer zoals in het archief van de Tweede Kamer
- Link naar het originele document

Toelichting op informatie:

2014

2015

2016

2017

2018

Brief + VGR (VWS) 04/07/14

Brief (BZK) 07/02/14

Brief (VWS) 10/02/14

Begroting 2015 (VenI) 16/09/14

Begroting 2015 (SZW) 16/09/14

Begroting 2015 (VWS) 16/09/14

Begroting 2015 (BZK) 16/09/14

Brief + VGR (VWS) 27/09/14

Brief + Evaluatie (VWS) 29/09/14

Brief (SZW) 21/11/14

VGR (VWS) 10/10/14

Brief (VWS/VenI) 22/12/14

Brief (BZK) 05/04/15

Brief + VGR (VWS) 09/04/15

Brief + VGR (VWS+VenI) 14/04/15

Brief (VWS) 14/04/15

Brief (VWS) 29/04/15

Brief + agenda (VWS) 02/09/15

VGR (VWS/VenI) 15/06/15

VGR (VWS) 25/06/15

Brief voortgang (VWS) 06/07/15

Raamdeling VGR (VWS) 03/09/15

Brief (BZK) 15/09/15

Begroting 2016 (VenI) 15/09/15

Begroting 2016 (SZW) 15/09/15

Begroting 2016 (VWS) 15/09/15

Begroting 2016 (BZK) 15/09/15

Brief (SZW) 22/10/15

Brief (SZW) 27/10/15

VGR (VWS) 04/11/15

Brief (BZK) 09/11/15

VGR + rapp. (VWS/VenI) 10/11/15

Brief (SZW) 27/11/15

VGR (VWS) 22/12/15

Brief + VGR (VWS+VenI) 13/01/16

Brief + rapp. (VWS+VenI) 02/03/16

Brief + VGR (VWS) 17/03/16

Brief (VWS) 04/04/16

Brief (SZW) 29/04/16

Brief + rapp. (BZK) 15/05/16

IV 2015 (VenI) 18/05/16

IV 2015 (SZW) 18/05/16

IV 2015 (VWS) 18/05/16

IV 2015 (BZK) 18/05/16

Brief (VWS) 23/05/16

Brief (VWS/VenI) 22/06/16

Thermometer (SZW) 24/06/16

Brief (VWS) 01/07/16

Rapp (VWS) 09/07/16

Brief (BZK) 08/07/16

Brief (SZW) 12/07/16

Brief (BZK) 01/08/16

Rapp (SZW) 12/09/16

Begroting 2017 (VenI) 20/09/16

Begroting 2017 (SZW) 20/09/16

Begroting 2017 (VWS) 20/09/16

Begroting 2017 (BZK) 20/09/16

VGR (VWS/VenI) 04/10/16

VGR (VWS) 05/11/16

Brief + publ. (VWS/VenI) 04/11/16

Brief (SZW) 02/12/16

VGR (VWS) 20/12/16

Brief + VGR (VWS+VenI) 03/02/17

Brief (VWS) 28/03/17

Brief + rapp. (VWS) 30/03/17

Brief + VGR (VWS) 21/04/17

Brief + rapp. (VWS) 21/04/17

Brief (SZW) 21/04/17

IV 2016 (VenI) 12/05/17

IV 2016 (SZW) 12/05/17

IV 2016 (VWS) 12/05/17

IV 2016 (BZK) 12/05/17

Brief (VWS) 01/06/17

Brief (VWS) 02/06/17

VGR (VWS) 02/06/17

Brief + Mon. (SZW) 27/06/17

Brief + tweemeting (SZW) 30/06/17

VGR (VWS) 09/07/2017

Brief + rapp. (SZW) 09/09/2017

Brief (SZW) 08/09/17

Pilot (VWS) 14/09/17

Begroting 2018 (VenI) 19/09/17

Begroting 2018 (SZW) 19/09/17

Begroting 2018 (VWS) 19/09/17

Begroting 2018 (BZK) 19/09/17

VGR (VWS/VenI/DOV) 17/10/17

VGR (VWS) 27/11/17

Brief (SZW) 01/12/17

Brief + rapp. (BZK) 04/12/17

Brief + eval. (SZW) 08/12/17

VGR (VWS) 22/12/17

Brief + publ. (SZW) 29/01/18

Brief + eval. (VWS) 30/01/18

Brief + rapp. (VWS) 31/03/18

Brief (VWS) 22/03/18

Brief (BZK) 23/03/18

Brief + rapp. (VWS) 26/04/18

Brief (VWS) 07/05/18

Brief + rapp. (VWS) 16/05/18

Brief + notitie (SZW) 27/05/18

Brief (VWS) 30/05/18

Brief + VGR (VWS) 16/06/18

Brief + prog. (VWS) 25/06/18

Brief + rapp. (BZK) 30/06/18

Brief + jaarr. (SZW) 03/09/18

IV 2017 (VenI) 06/09/18

IV 2017 (SZW) 16/09/18

IV 2017 (VWS) 16/09/18

IV 2017 (BZK) 16/09/18

Brief (VWS) 20/09/18

Brief + rapp. (VWS) 23/09/18

Melding GP (BZK) 31/09/18

Thermometer (SZW) 15/06/18

Brief + publ. (VWS) 16/06/18

Brief + eval. (VWS) 27/06/18

Brief + publ. (SZW) 04/07/18

Brief (VWS) 05/07/17

Only content and design

A Venn diagram with three overlapping circles labeled CONTENT, TECH, and DESIGN. The intersection of CONTENT and DESIGN is highlighted in light blue.

Algemene Rekenkamer

# Long-term Care (2018)

---

**Context:** Dutch municipalities decide whether or not someone gets access to services on long-term care.

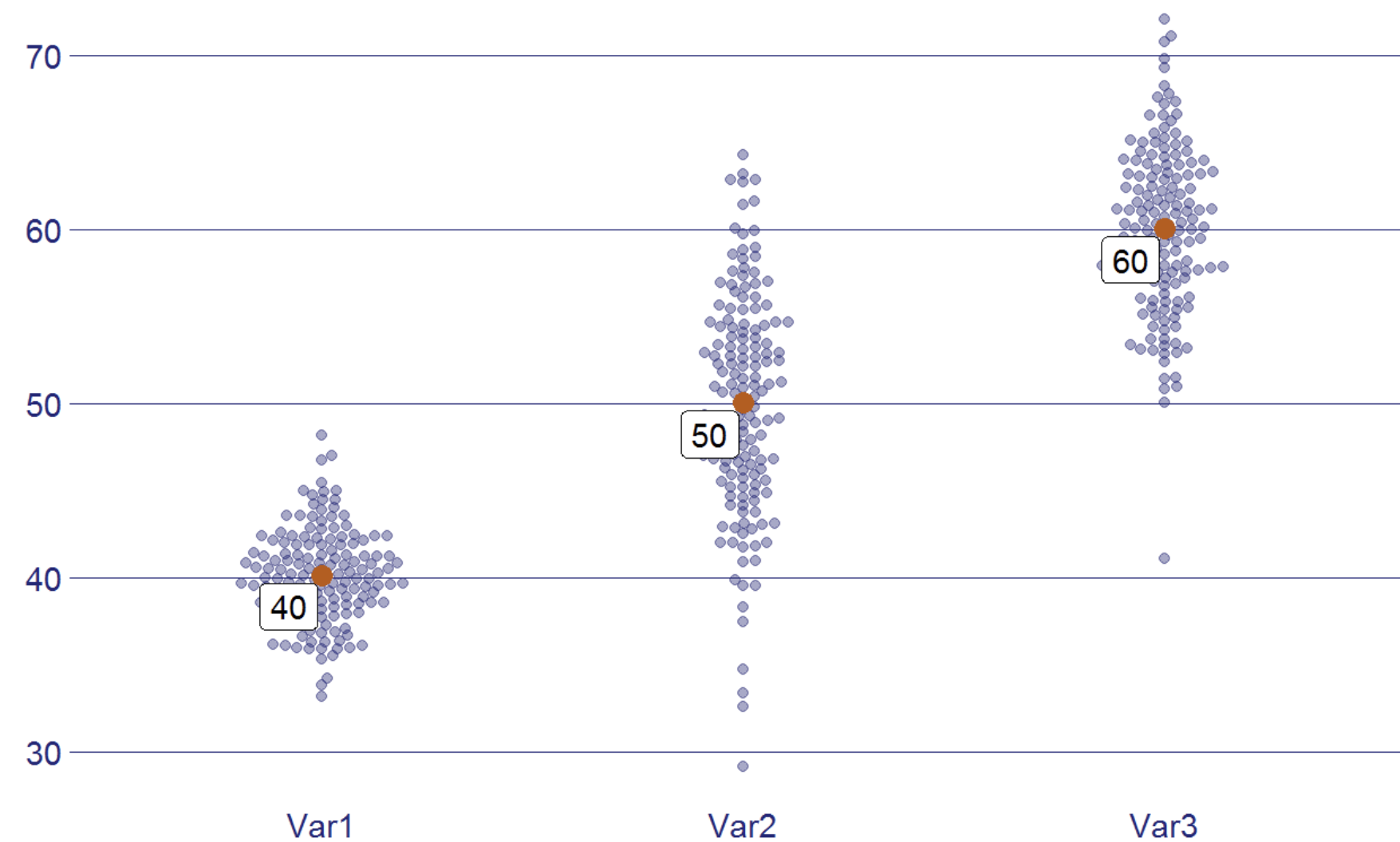
**Goal:** check the facts in a short audit, called 'focus audit' (13 wks)

**Main user:** MPs, journalists

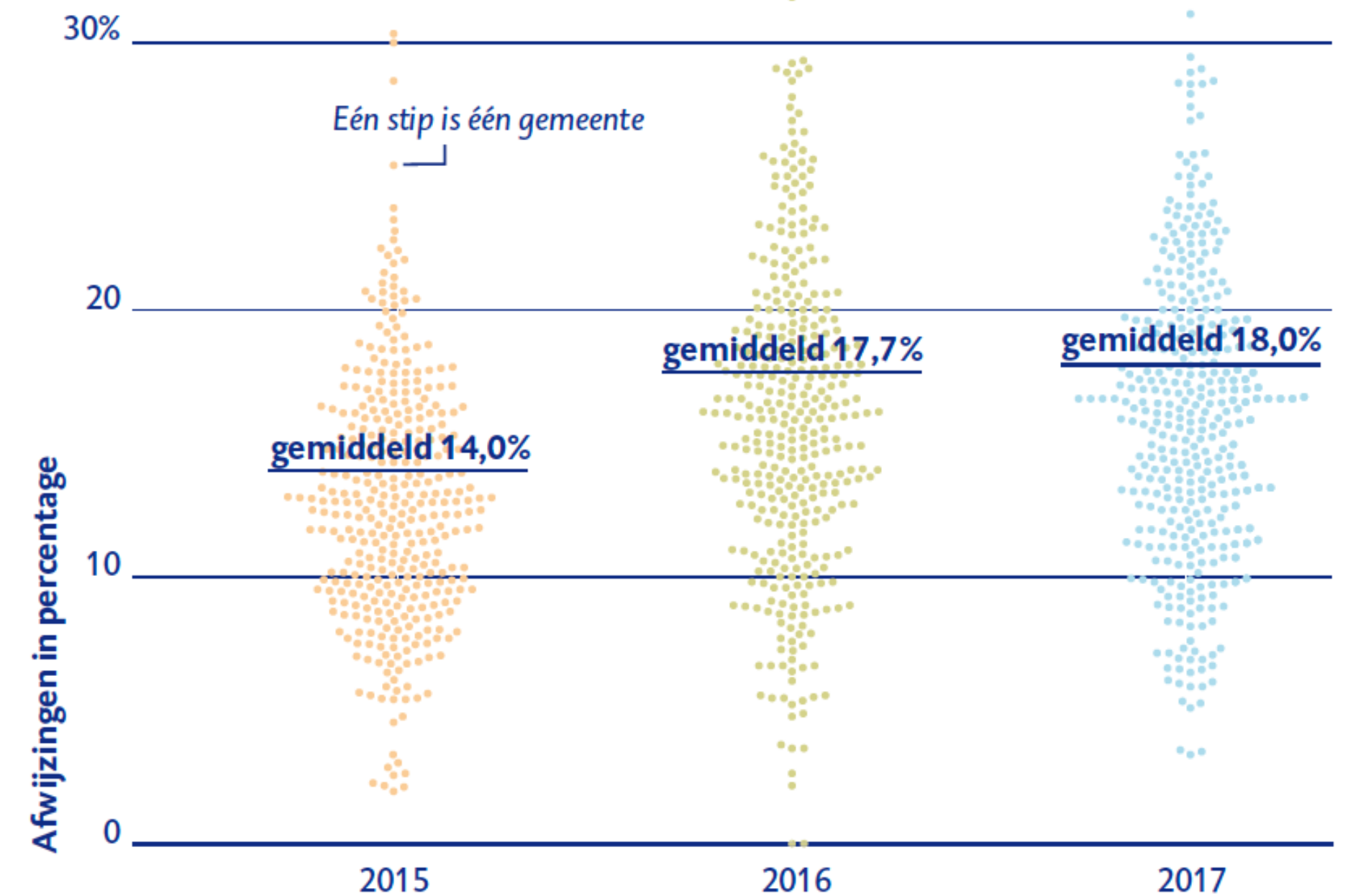
**Visual form:** short report with infographics, video presenting the report



# Long-term Care (2018)



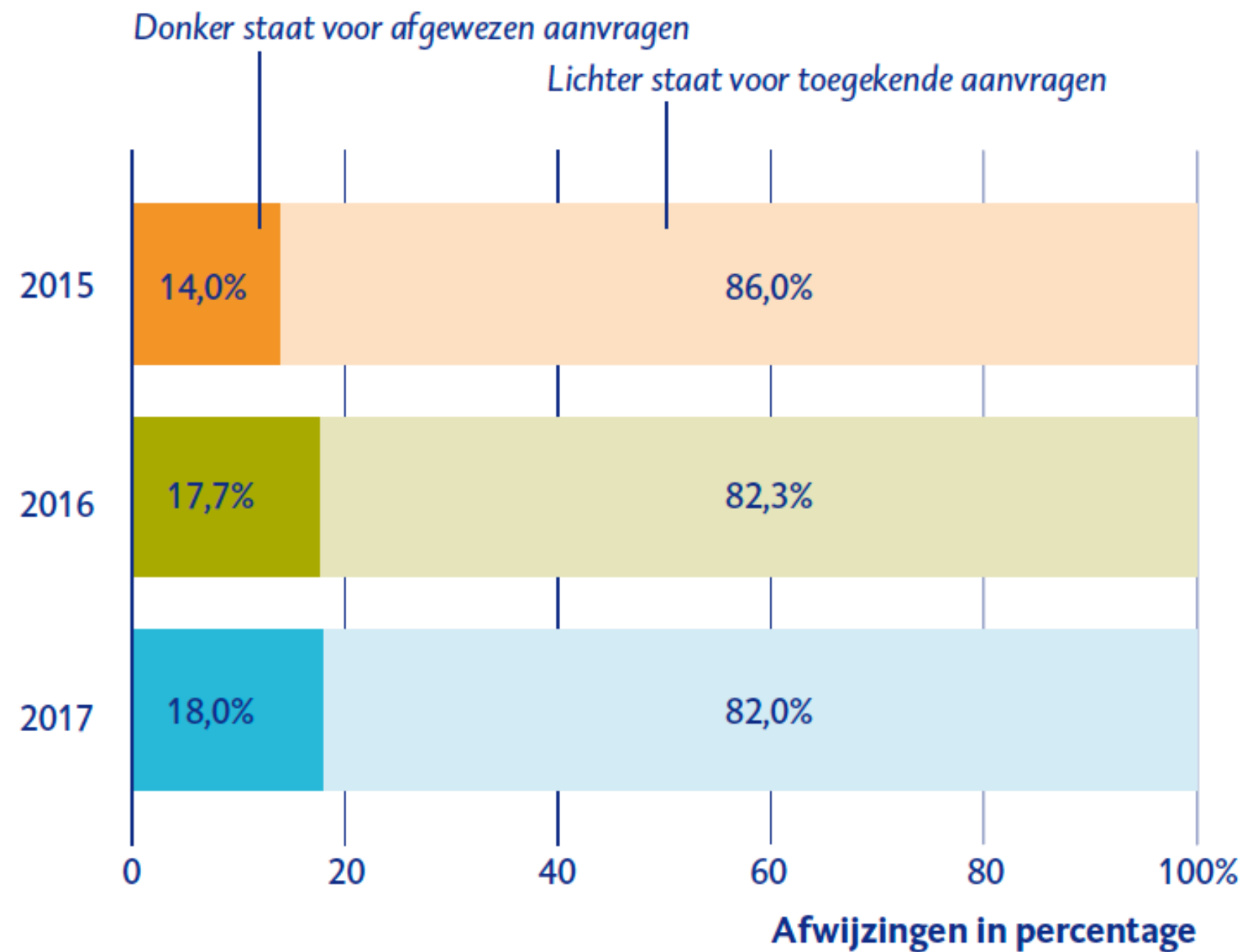
Afwijzingspercentages per gemeente variëren van 0 tot 33 procent



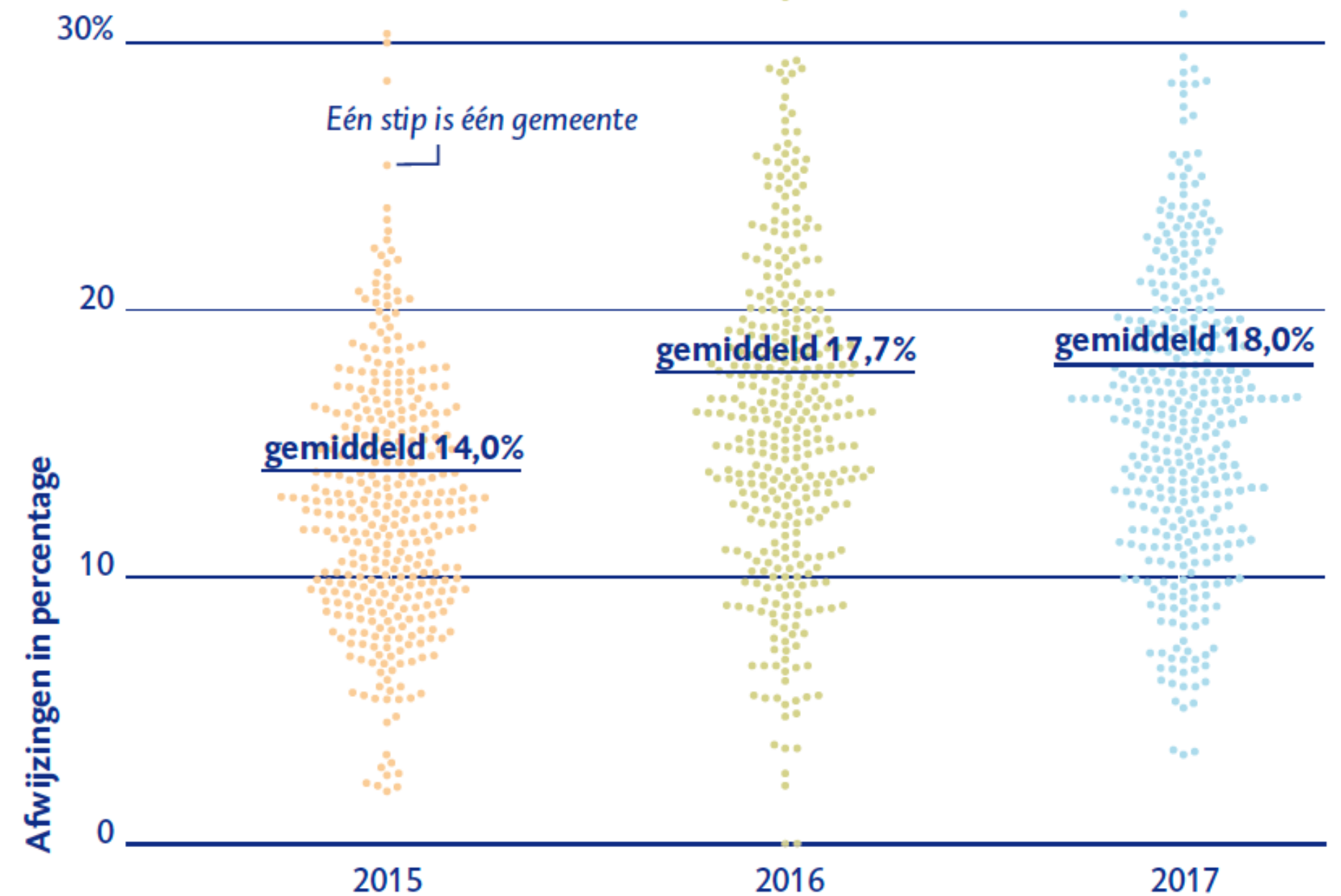


# Long-term Care (2018)

Het percentage Wlz-afwijzingen lag in 2015 lager dan in 2016 en 2017



Afwijzingspercentages per gemeente variëren van 0 tot 33 procent



# CE marking: products on European market (2017)

---

**Context:** Cross border topic: European-national & public-private

**Goal:** Push the topic, 'make them care'.

**Main user:** MPs (MEPs)

**Visual form:** report with infographics, design research method, tool



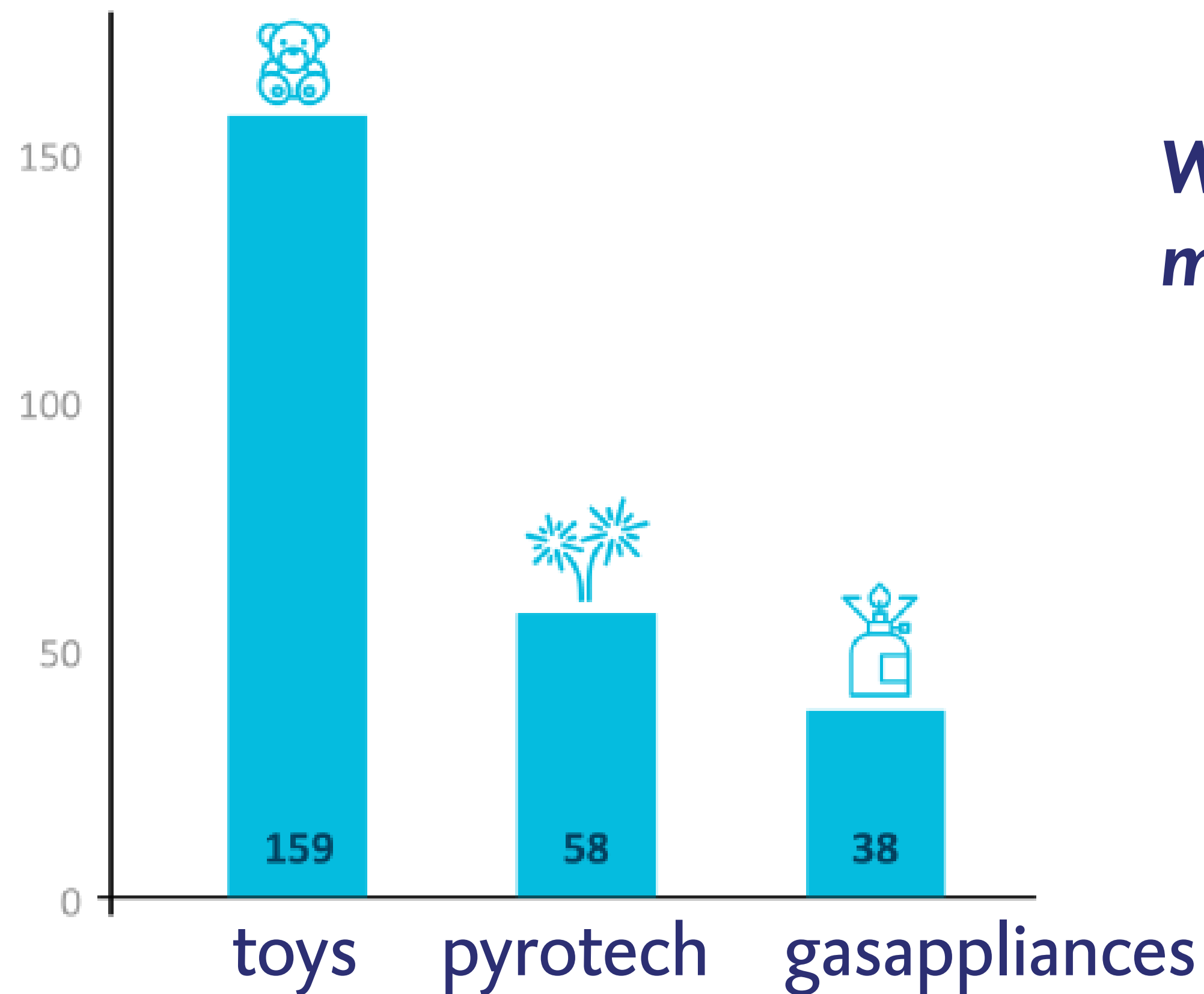


# CE marking: products on European market (2017)



***Make  
them  
care!***

# CE marking: products on European market (2017)

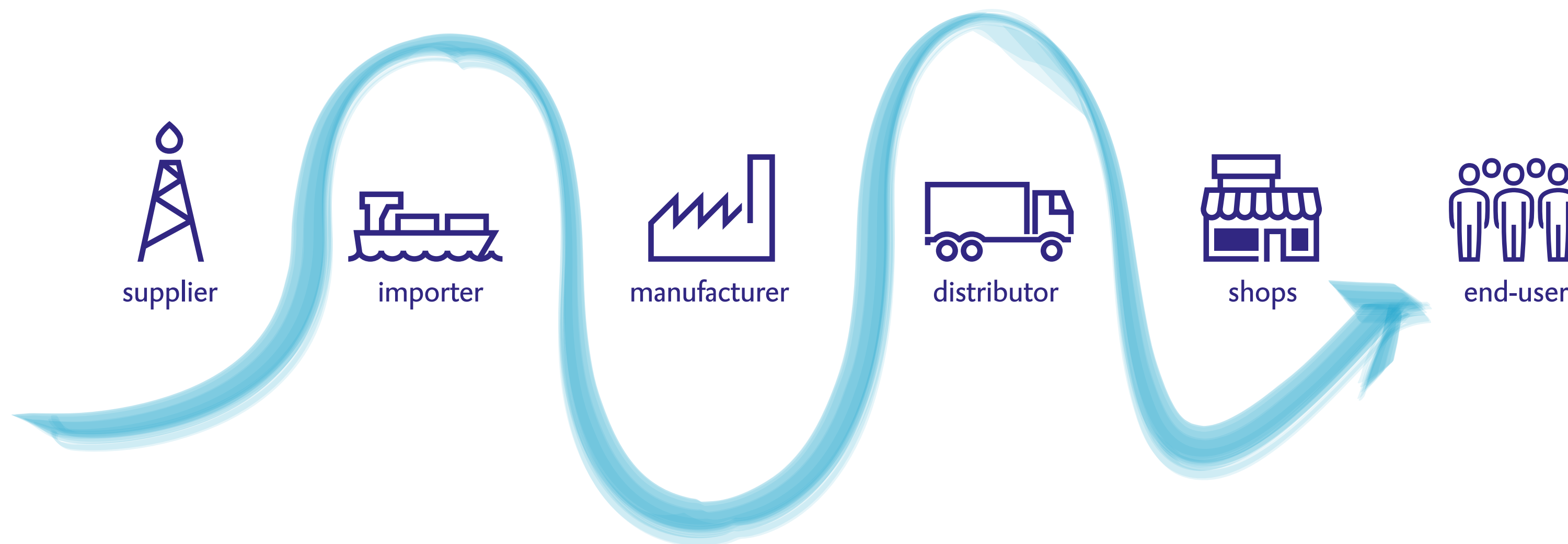


*We wanted to give the data a face,  
more MEANING*



# CE marking: products on European market (2017)

*We followed two products from the RAPEX-list  
and asked every stakeholder: how did this happen?*

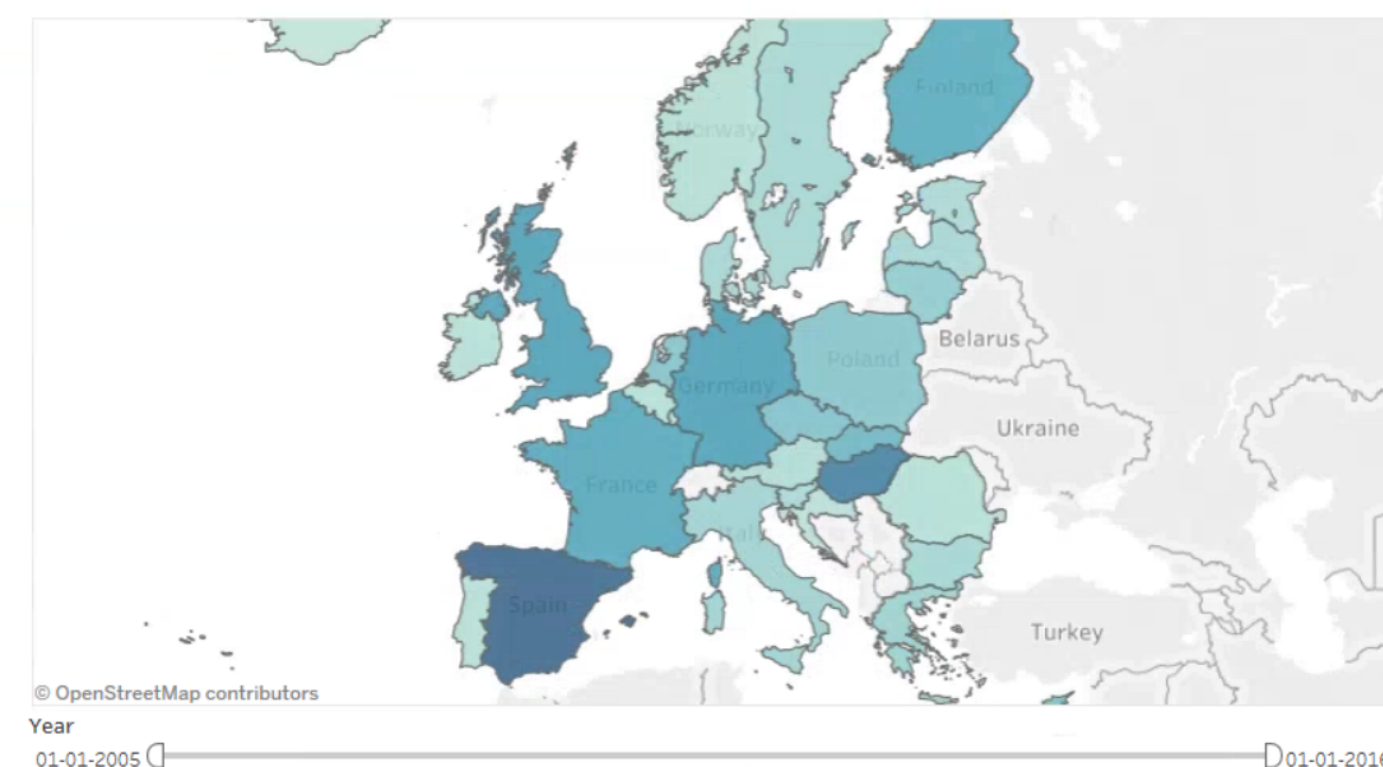




# CE marking: products on European market (2017)



*We designed interaction*



# CE marking: products on European market (2017)



## Stories to tell






# Summary: how can we use (visual) design in audits?

---

- Know the **function** of the visual
- Make small tales to discover the **big story**
- Thought out **metaphors** to draw attention
- **Prototyping** to find what works and to collect data (research through design)
- Use visuals as **conversation pieces** (research through design)
- Create **concrete** recommendations
- **Orchestrate** the visuals throughout the report
- The auditor is the **owner** of the text and the visual: start drawing!
- Design research method to add **meaning** to 'technical' topics



# INTERMEZZO II



What did you just hear that you would like to use in your own work, and what is holding you back?



*Could you  
**please**  
make me a  
picture?*



# 4 ORDERS OF DESIGN

SYSTEM

INTERACTION

INDUSTRIAL

GRAPHIC



Could you  
please  
make me a  
picture?

<http://auditinvorm.nl/beyond-the-visual-design-research-in-audits/>



But HOW?





# Design Audit Studio

---



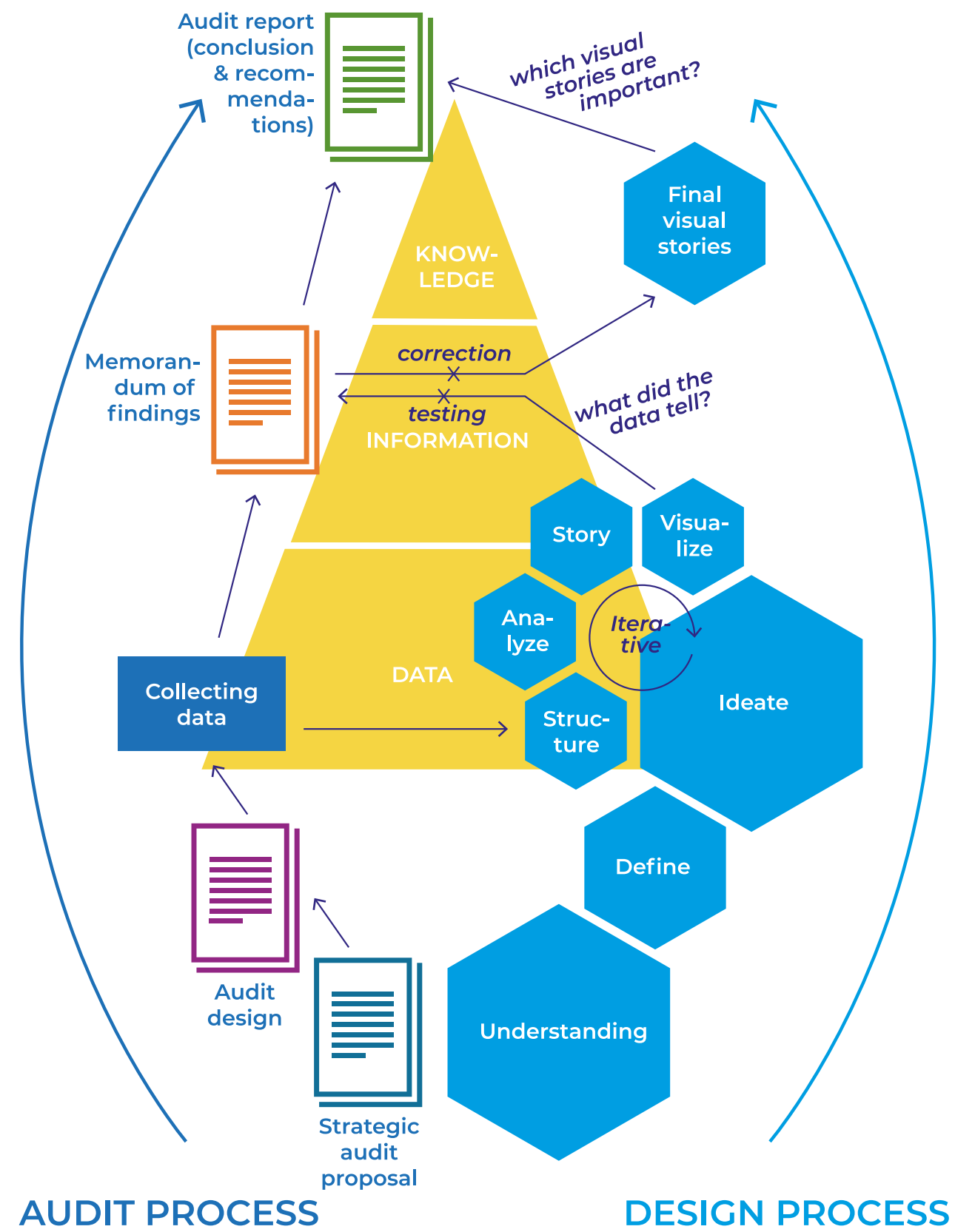
# A pool of external designers

---





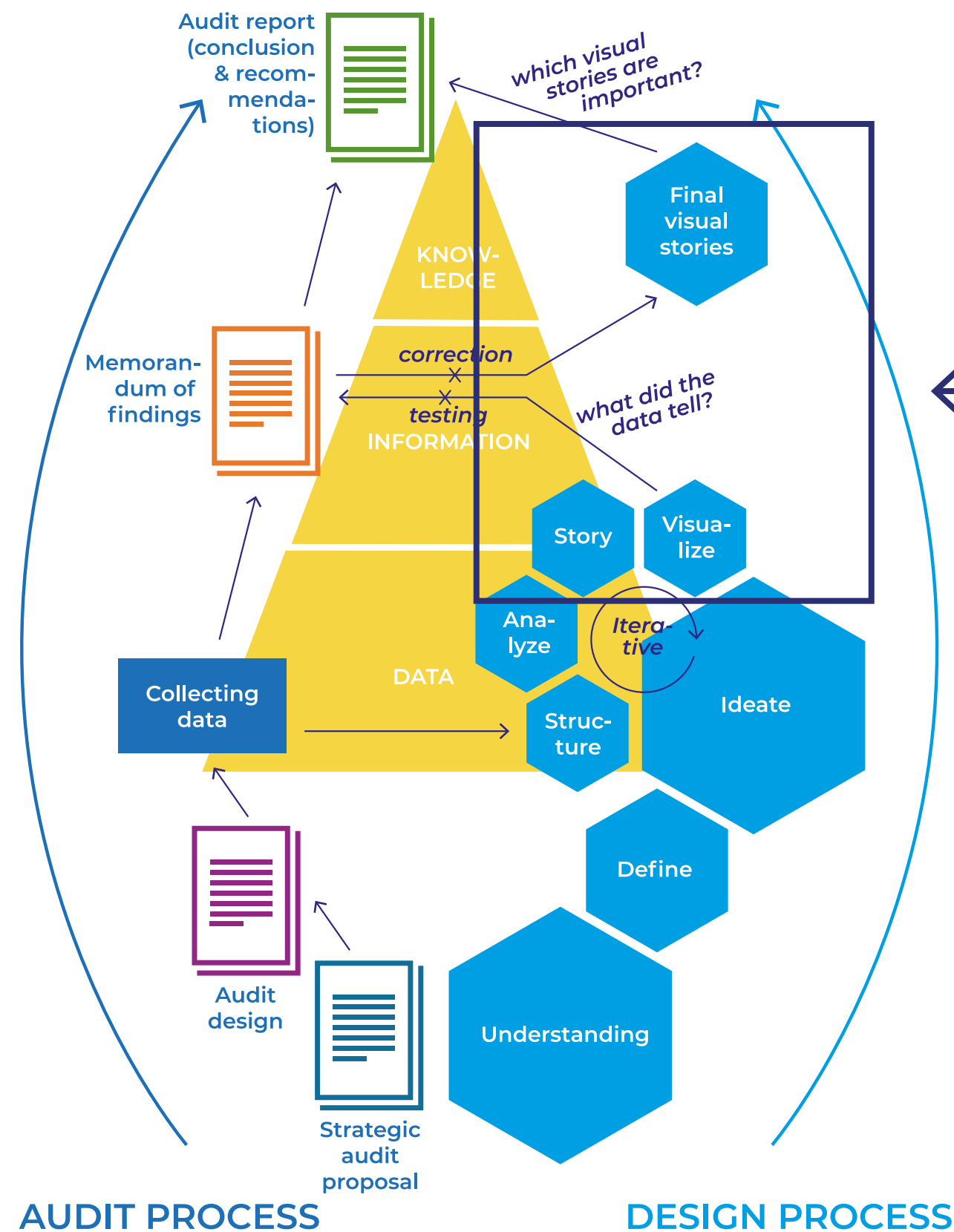
# Our audit process



# Our audit process



designers: transforming into visuals

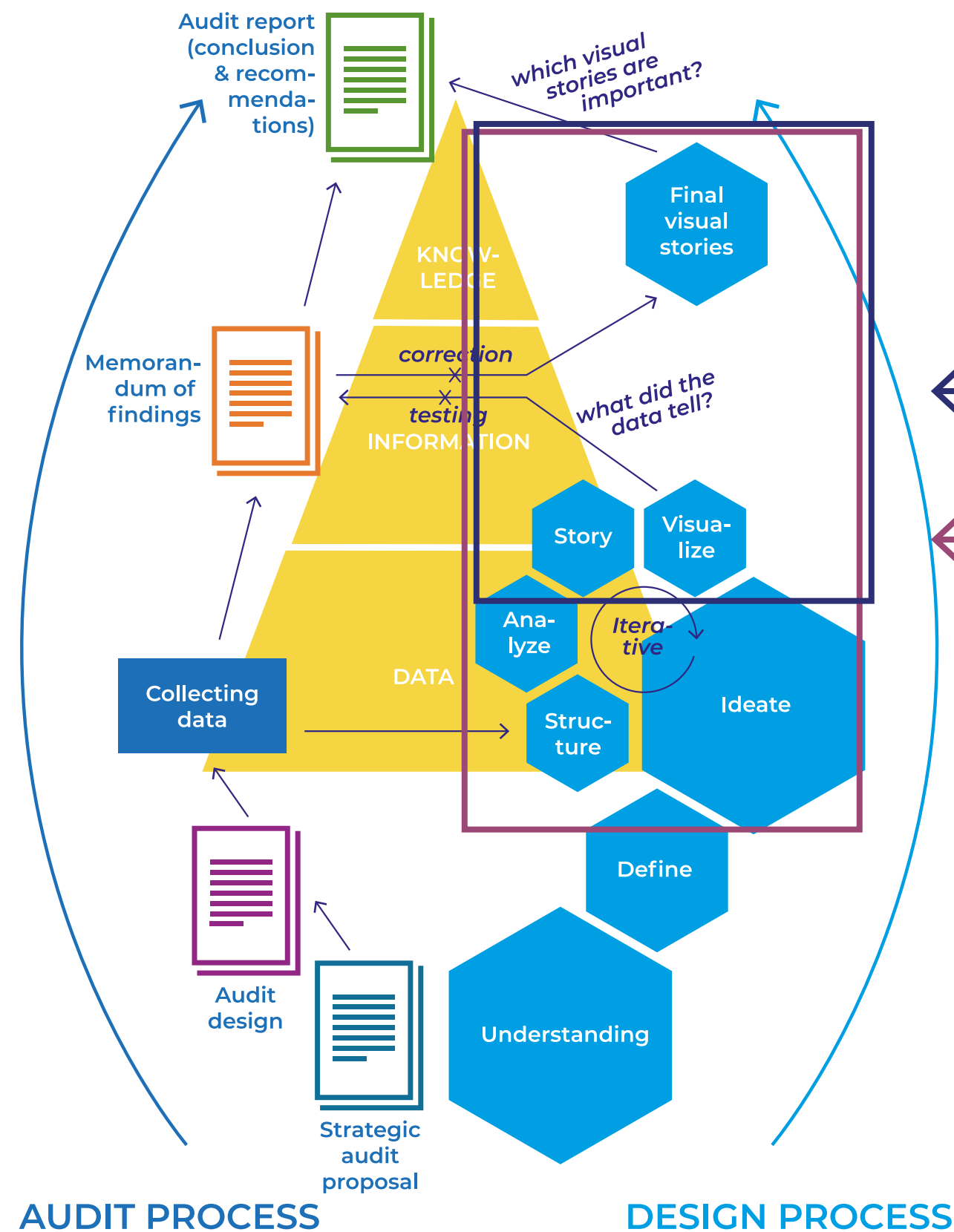


# Our audit process

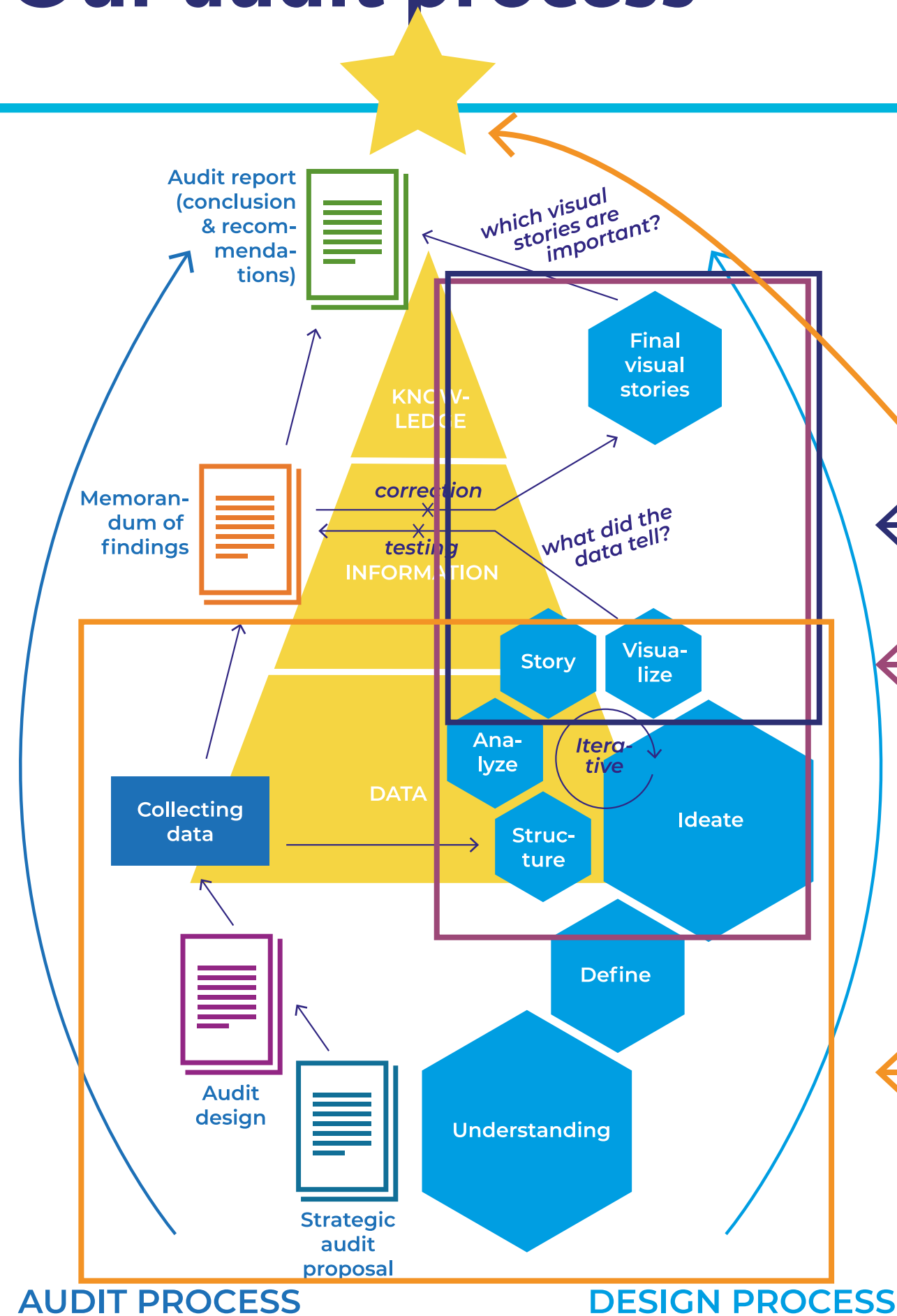


designers: transforming into visuals

designers: cocreating with audit team



# Our audit process



designers: transforming into visuals

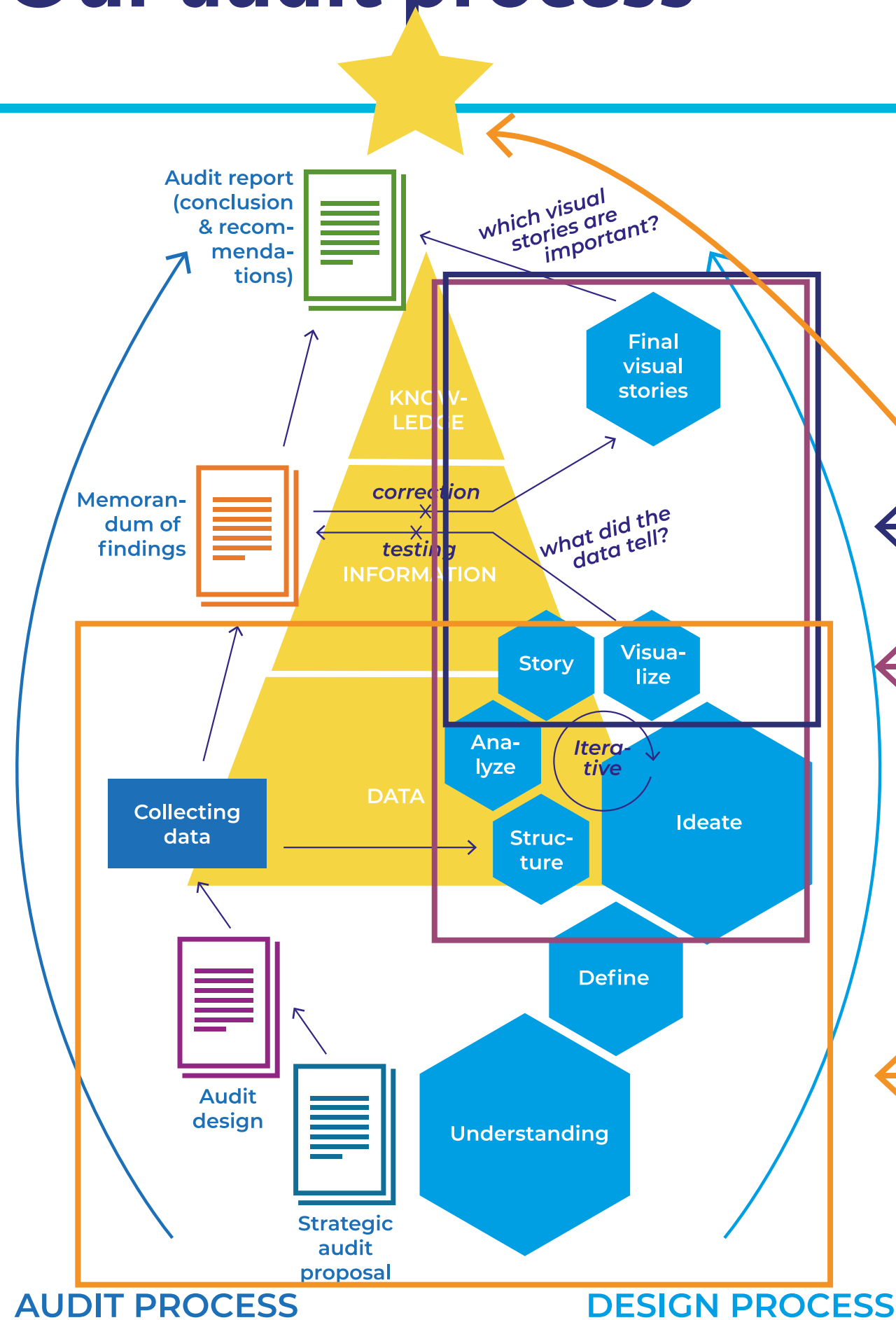
designers: cocreating with audit team

design audit studio





# Our audit process



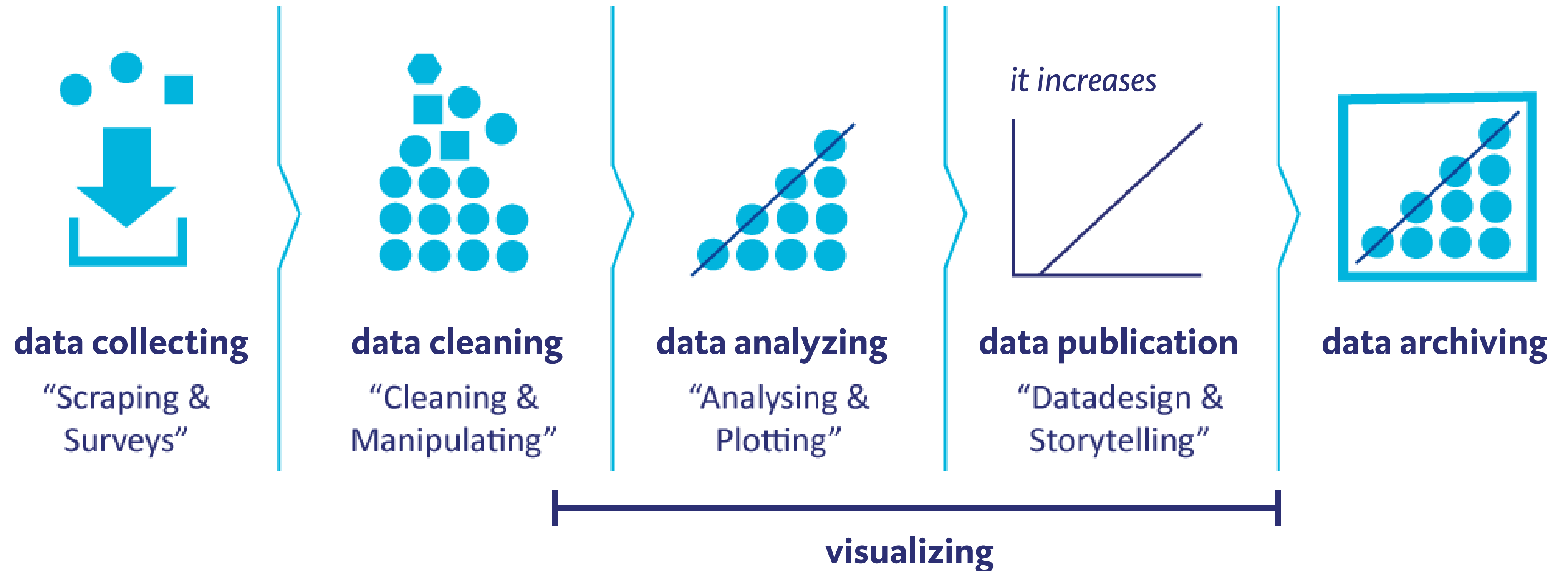
designers: transforming into visuals

designers: cocreating with audit team

design audit studio  
& communication department




# Working together with the data hub





# Sitting together with the data hub





# Creating a Community of Practice



←  
Try together

→  
Find sponsors



←  
Courses & tools

→  
Stretch their minds





# Tools we use

---



<https://bbc.github.io/rcookbook/>

**QUESTIONS?**  
**REMARKS?**  
**THOUGHTS?**  
**SUGGESTIONS?**







#DesignAuditStudio  
@l.meijer-wassenaar@rekenkamer.nl  
auditinvorm.nl